

# **H PARTS LIST**

**VANTRAAX® HKARL 46K  
RAMP READY**

LIT NO: L1078

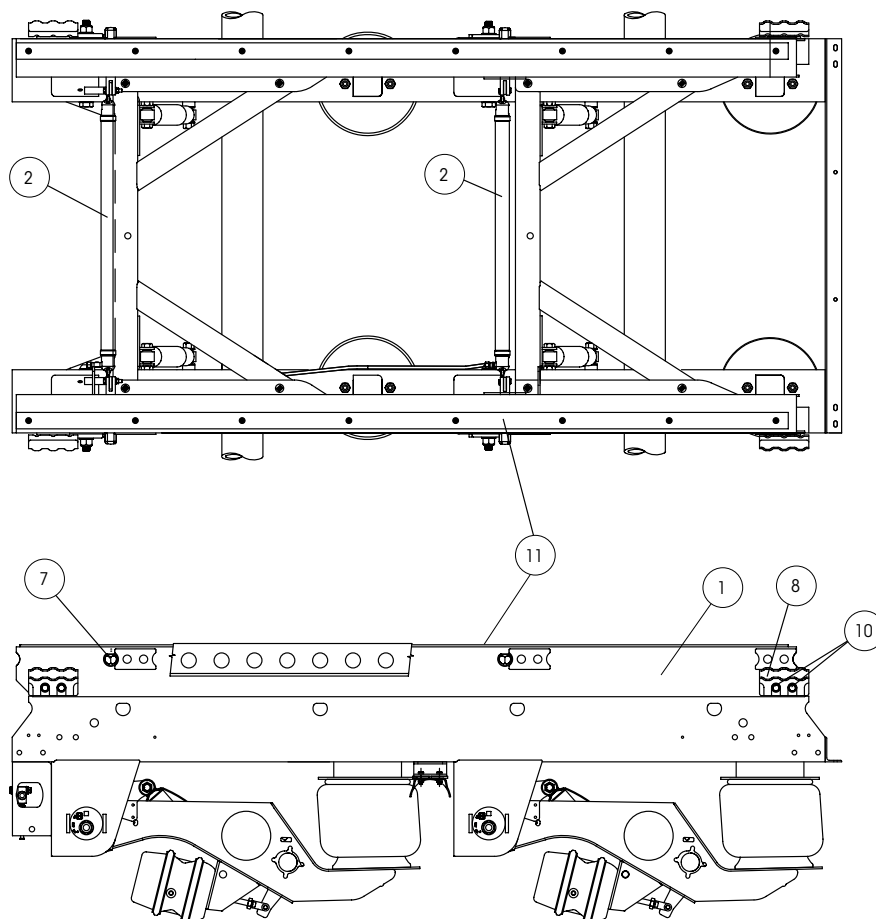
DATE: July 2024

REVISION: I

---

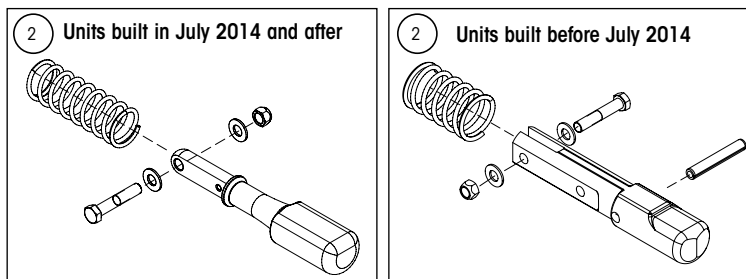
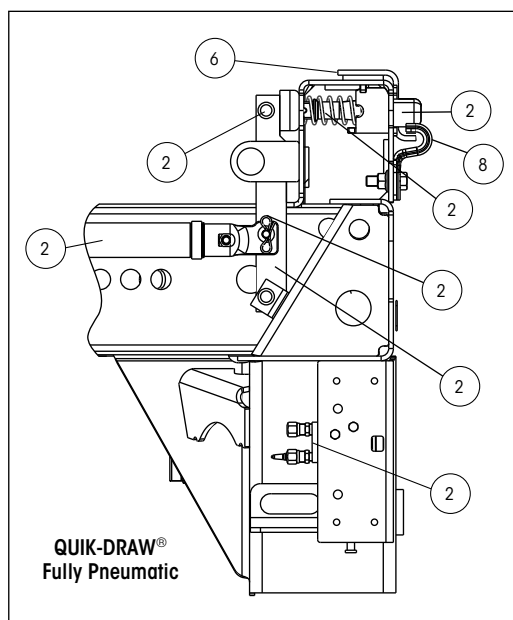


## SLIDER BOX ASSEMBLY

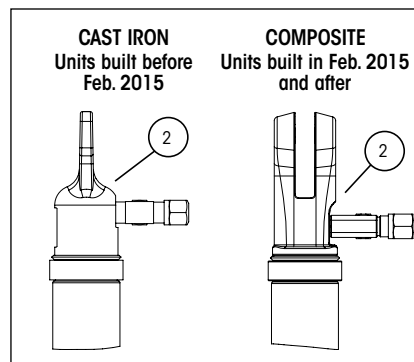


### SLIDER PINS

#### PIN-PULL RELEASE MECHANISM



### QUIK-DRAW® ACTUATOR ENDS

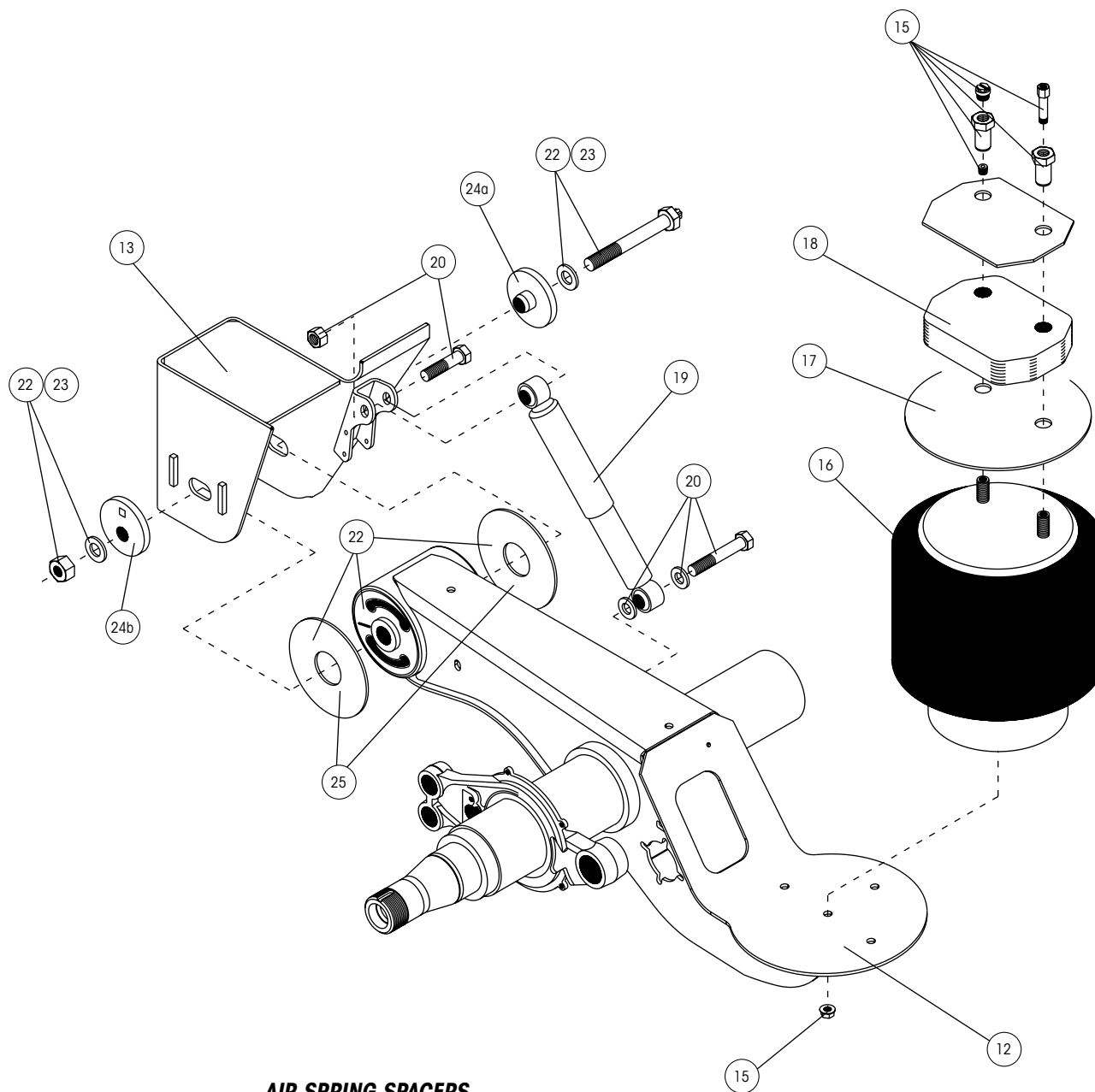




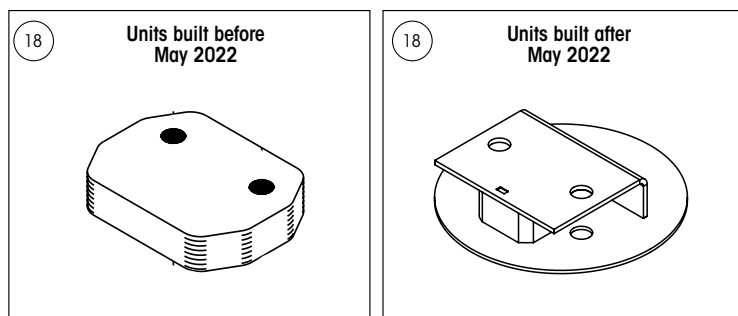
## VANTRAAX® HKARL 46K RAMP READY SLIDER PARTS LIST

ITEM	DESCRIPTION	PART NO.	SYSTEM QTY.	NOTE
1	AFTERMARKET SLIDER BOX REPLACEMENT	AMBOX.###	1	Contact Hendrickson for assistance
2	QUIK-DRAW® PNEUMATIC PIN-PULL MECHANISM COMPONENTS			See L751 QUIK-DRAW Parts List
3	CRANK ARM STRAP (not shown)	B-24267	1	
4	CRANK (not shown)	B-24266	2	
5	ARM ACTUATOR (not shown)	B-24437	1	
6	PIPE WELDMENT (not shown)	S-21433-1	1	
7	LINK WELDMENT (not shown)	B-24413	1	
8	BODY RAIL CLIP			
	1.375" Locking Pins	S-24460	4	6" hole centers
		S-24459	4	4" hole centers (TTMA)
	1.625" Locking Pins	S-24459	4	4" hole centers
9	BODY RAIL CLIP SPACER (not shown)	A-22367	4	
10	BODY RAIL CLIP BOLTS	SA-6900-2	8	1/2" - 13 flanged screw
11	SLIDER WEAR PAD KIT	S-14342-3	2	Includes (1) slider wear pad and screws

Note: Identification can be found on the roadside slider box rail above the front frame bracket there will also be a blank VANTRAAX tag on the inside of the curbside beam.



**AIR SPRING SPACERS**





ITEM	DESCRIPTION	PART NO.	SYSTEM QTY.	NOTE
12	AXLE BEAM WELDMENT	HTRAAX.###	2	Contact Hendrickson for assistance
13	FRAME BRACKETS			See L1266 Frame Bracket Parts List
14	ABS WELD-ON BRACKET (not shown)	S-27117	4	
15	AIR SPRING MOUNTING KIT			
	Drum Brakes	S-22631/2	4	
	Air Disc Brakes	S-22631/2	4	Units built before May 2022
		S-22631-3	4	Units built after May 2022
16	AIR SPRING		4	
	9", 10" and 11" ride height	S-23613	4	
	12" ride height	S-23614	4	
17	AIR SPRING MOUNTING PLATE	S-23294	4	Not required for air disc brake
18	AIR SPRING SPACER	B-22510-2	4	Not required for 9" RH drum or air disc brake after May 2022
19	SHOCK ABSORBER			See L1287 Shock Parts List
	Drum Brakes	S-23566	4	
	Air Disc Brakes (not shown)	S-25436	4	
20	SHOCK BOLT KIT	S-24757/2	4	Includes (2) hex head screws and (2) nuts
	Forward Mounting	S-24757/2	4	
	Rear Mounting	S-2157/2	4	
21	SHOCK STRAP KIT (not shown)	C-23086-1	4	Includes (2) straps, clevis and ties
22	TRI-FUNCTIONAL® PIVOT BUSHING KIT <sup>1</sup>	S-24691	4	Includes (1) bushings, (1) pivot bolt kits (2) bushing tube spacers and lubricant pack
23	QUIK-ALIGN® PIVOT BOLT KIT	S-24679	4	Contains 7" bolt, nut and hardened washers
24	ALIGNMENT COLLAR			
	24a Concentric (inner)	S-20924	4	Pivot bolt hole is centered
	24b Eccentric (outer)	S-20925	4	Pivot bolt hole is offset from center
25	BUSHING TUBE SPACER	S-21099	8	Inner metal outer diameter dimension of TRI-FUNCTIONAL Bushing is 2.2"; inner hole dimension of BTS is 2.38"

## OTHER PARTS LISTS

More information can be found in the following documents

Lit. Number	Description
L1055	SURELOK® Parts List
L1102	Slider Accessories and Axle Components Parts List
L949	Wheel-ends and Brakes Parts List
L589	TRI-FUNCTIONAL® Bushing Replacement Tool
L1104	Brake Kits and Components Parts List

1. Bushing tool S-21307 is required to correctly re-bush the suspension.

Note: Identification can be found on the roadside slider box rail above the front frame bracket there will also be a blank VANTRAX tag on the inside of the curbside beam.



NOTES:

Handwritten notes area consisting of multiple horizontal lines for writing.



## VANTRAAX® HKARL 46K RAMP READY SLIDER PARTS LIST

[illegible]

## This image shows a single sheet of white paper with horizontal blue or grey ruling lines. The lines are evenly spaced and run across the width of the page. There are no margins, text, or other markings on the paper.

Call Hendrickson at **866.RIDEAIR (743.3247)** for additional information.



Circuito El Marqués Sur #29  
Parque Industrial El Marqués  
Pob. El Colorado, Municipio El Marqués,  
Querétaro, México C.P. 76246  
+52 (442) 296.3600 • Fax +52 (442) 296.3601