

HPARTS LIST

HAS™ Rear Air Suspension for Ford Vehicles

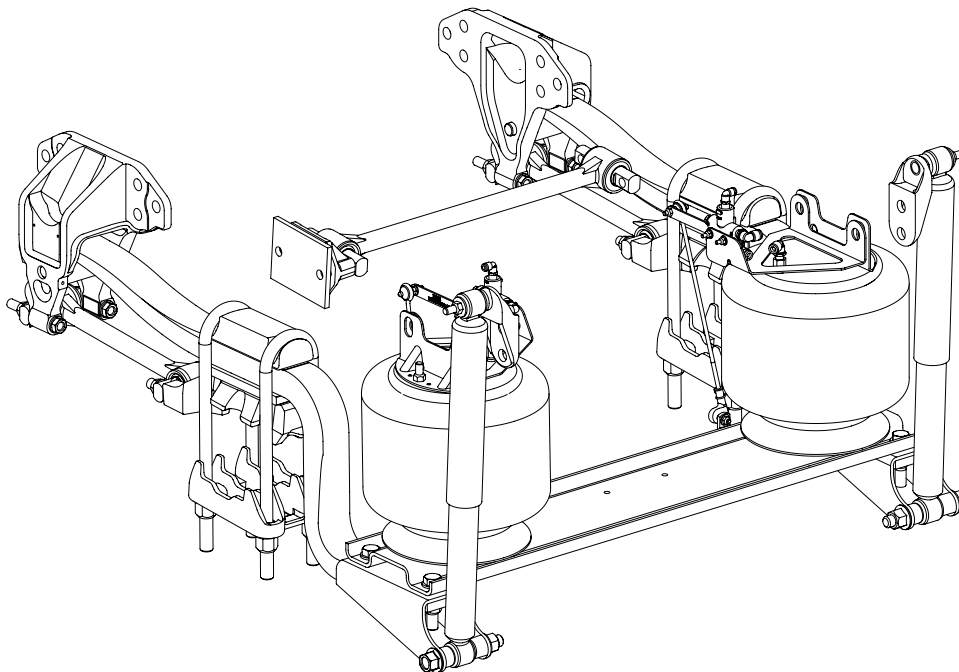
LIT NO: SP-296

DATE: September 2022

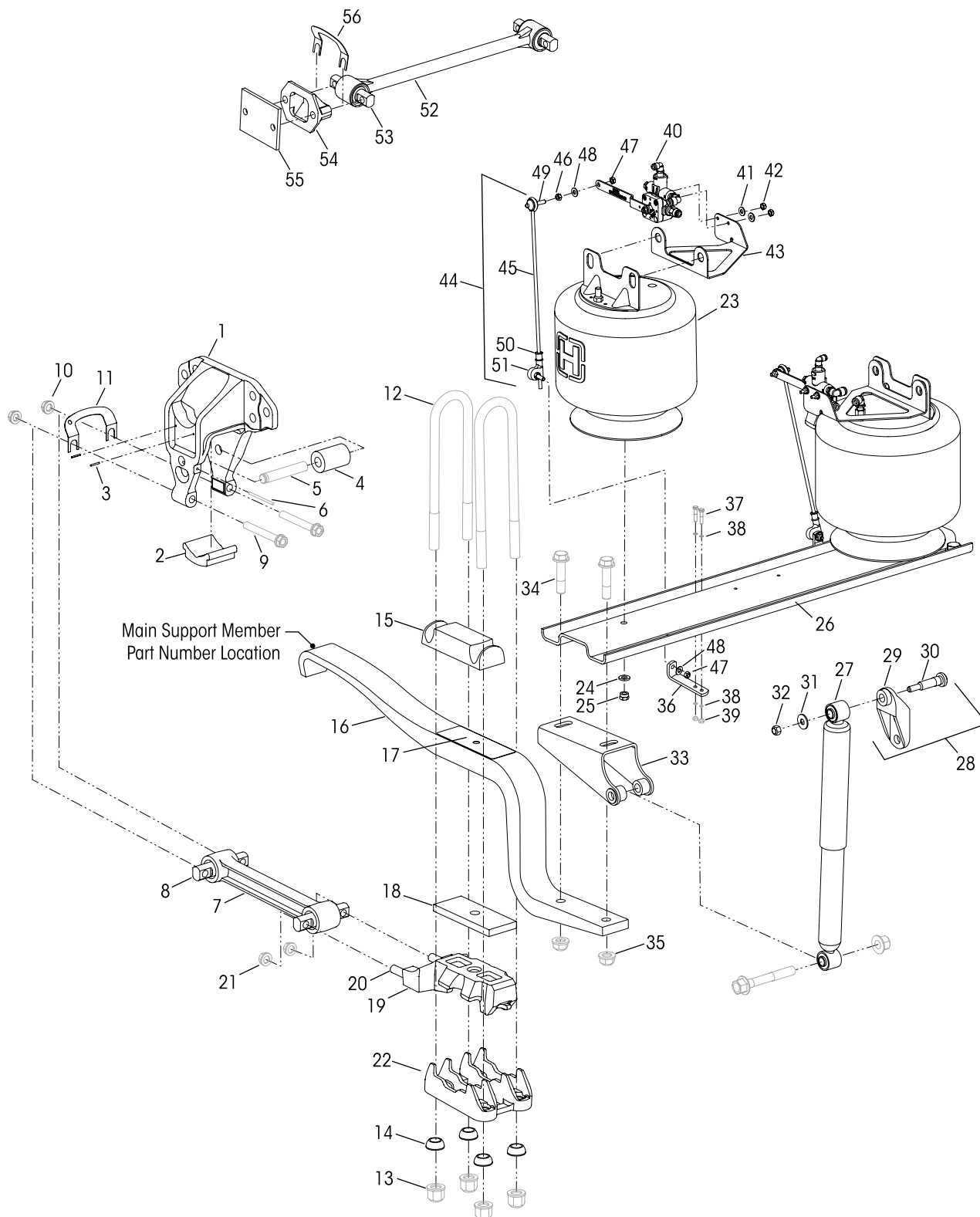
REVISION: C

CONTENTS

DESCRIPTION	PAGE
Parts List	2
Spring Seat Selection Guide	4
Special Tool	4



12K • 19K • 21K • 23K Capacity





KEY NO.	PART NO.	DESCRIPTION	VEHICLE QTY.	KEY NO.	PART NO.	DESCRIPTION	VEHICLE QTY.
1	58425-007	Frame Hanger Assembly, Includes Key Nos. 2-3	2	27		Shock Absorber, HI-TORQUE™	2
	56557-005	Slipper Pad Service Kit, One Hanger, Includes Key Nos. 2-3			60670-011	8.8" Ride Height	
2	56929-000	Slipper Pad	2		60670-012	7.8" • 9.6" Ride Height	
3	58287-001	Slotted Spring Pin, 1" Lock Pin - 1/8" Diameter	4	28	76865-001	Upper Shock Bracket Assembly, Includes Key Nos. 29-30	2
4	57989-000	Rebound Roller	2	29		**Upper Shock Bracket	
5		*Rebound Roller Spacer	2	30		**1/2"-13 UNC Serrated Shank Bolt	2
6		*Rebound Pin	2	31	22962-049	1/2" Flat Hardened Washer	2
7	62007-365	Longitudinal Torque Rod Assembly Includes Key No. 8	2	32	49846-001	1/2"-13 UNC Locknut	2
8	47691-000L	Torque Rod Bushing	4	33	57355-000	Lower Shock Bracket	2
9		*5/8"-11 UNC x 5" Flange Bolt	4	34		*3/4"-10 UNC x 3/4" Flange Bolt	4
10		*5/8"-11 UNC Flange Locknut	4	35		*3/4" Flange Locknut	4
11	49689-000L	1/16" Torque Rod Shim	As Req.	36	56789-000	HCV Linkage Lower Bracket	2
12		*7/8"-14 UNF U-bolt	4	37		*M6 x 25 mm Bolt	2
13		*7/8" U-bolt Flange Nut	8	38		*M6 Flat Hardened Washer	4
14	48574-000	7/8" Spherical Washer	8	39		*M6 Locknut	2
15	56805-000	Top Pad	2	40		Height Control Valve	
16		Main Support Member, Includes Key No. 17	2		60501-003	Left Hand	1
	56928-000	1 3/4" - HAS 19K Low Profile			60501-002	Right Hand	1
	56937-000	1 1/2" - HAS 12K		41	22962-028	1/4" Flat Washer	4
	56940-000	1 3/4" - HAS 19K		42	49983-000	1/4"-20 UNC Hex Nut	4
	56943-000	1 7/8" - HAS 21K		43		Height Control Valve Mounting Bracket	
	56946-000	2" - HAS 23K			75837-001	Left Hand	1
17	47905-000	Delrin Liner	2		75837-002	Right Hand	1
18		Spring Seat Spacer	2	44		HCV Linkage Assembly Service Kit, Includes Key Nos. 45-51	2
	48531-007	15.9 mm			76866-001	8.8" Ride Height	
	48531-006	19.1 mm			76866-009	7.8" • 9.6" Ride Height	
	48531-010	50.8 mm		45		**Linkage Rod	1
19		Spring Seat Assembly, Includes Key No. 20 <i>See Selection Guide on Page 4</i>	2	46		**5/16"-18 UNC Jam Nut	2
20	50918-000	5/8"-11 UNC Stud	4	47		**5/16"-18 UNC Locknut	2
21		*5/8"-11 UNC Flange Locknut	4	48		**5/16" Flat Hardened Washer	2
22	70821-000	Axle Bottom Cap	2	49		**5/16"-18 UNC Stud	2
23		Air Spring Assembly w/Upper Frame Bracket	2	50		**Linkage Rod Clamp	1
	76861-002	8.8" Ride Height		51		**Adjustable Linkage Rod Joint	1
	76940-002	7.8" • 9.6" Ride Height		52		***Transverse Torque Rod, Straddle / Straddle Include Bushings	1
	49177-006	Air Spring Lower Fastener Service Kit, Axle Set Includes Key Nos. 24-25			62000-575	HAS 21K • 23K use w/Dana 21060S Axle	
24		**1/2" Flat Hardened Washer	2		62000-595	HAS 12K • 19K use w/Meritor S140 Axle	
25		**1/2"-13 UNC Nylocknut	2			HAS 21K • 23K use w/Dana 21065T Axle	
26		Cross Channel, 40 1/2" Dowel Pin Centers	1		62000-615	HAS 23K use w/Meritor S170 Axle	
	57317-003	Non-reinforced Frame Rail		53	47691-000L	Torque Rod Bushing	2
	57317-010	Reinforced Frame Rail		54	22186-000	Transverse Torque Rod Frame Bracket	1
				55	45045-010	Backup Plate	1
				56	49689-000L	Torque Rod Shim	As Req.

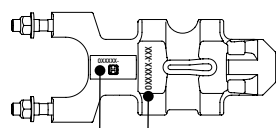
NOTE: * Not supplied by Hendrickson, used for reference only. Hendrickson is not responsible for components supplied by the vehicle manufacturer. For assistance with maintenance and rebuild instructions on these components see vehicle manufacturer.

** Item included in kit/assembly only, part not sold separately.

*** Transverse torque rods are mandatory with the HAS Series Suspension. See Hendrickson Literature No. 59310-004 for mandatory use of transverse torque rods.

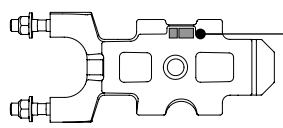
■ Spring Seat Selection Guide

Bottom View of Spring Seat



Location of Part No.
Location of Casting No.

Top View of Spring Seat



Location of Engraved Identification (ID)
ID Letter = Base part number
Last two digits of the part number

Includes fasteners.
Total of two (2) spring seats required per suspension.
One of each located at the left front and right front

Key No. 19	NON-REINFORCED FRAME RAIL		REINFORCED FRAME RAIL			
	RIGHT / LEFT HAND		RIGHT HAND		LEFT HAND	
CASTING NO. 50923-000						
SEAT ANGLE	PART NO.	ID	PART NO.	ID	PART NO.	ID
4°	76843-005	T05	76844-005	U05	75926-005	AA05
5°	76843-007	T07	76844-007	U07	75926-007	AA07
6°	76843-009	T09	76844-009	U09	75926-009	AA09
7°	76843-011	T11	76844-011	U11	75926-011	AA11
CASTING NO. 50971-000						
8°	76843-001	T01	76844-001	U01	75926-001	AA01
Corresponding axles: Dana: DS 402, 201 60S, 201 65T Meritor: SQ-100, SSHD-LHF, RT-40, RT-46-ALL POS, S140, S170						

■ Special Tool

ULTRA ROD BUSHING FUNNEL TOOL



Hendrickson Part No. 66086-001L

ULTRA ROD Bushing 47691-000

This is a general parts list to provide directional information. Components may vary by model. Questions in regards to parts, contact Hendrickson Truck Parts at 1.866.755.5968 (Toll-free U.S. and Canada), 630.910.2800 (Outside U.S. and Canada) or email: truckparts@hendrickson-intl.com.
Actual product performance may vary depending upon vehicle configuration, operation, service and other factors.
All applications must comply with applicable Hendrickson specifications and must be approved by the respective vehicle manufacturer with the vehicle in its original, as-built configuration.
Contact Hendrickson for additional details regarding specifications, applications, capacities, and operation, service and maintenance instructions.

Call Hendrickson at 1.866.755.5968 (toll-free) or 1.630.910.2800 for additional information.



www.hendrickson-intl.com

TRUCK COMMERCIAL VEHICLE SYSTEMS
800 South Frontage Road
Woodridge, IL 60517-4904 USA
1.866.755.5968 (Toll-free U.S. and Canada)
1.630.910.2800 (Outside U.S. and Canada)
Fax 1.630.910.2899

SP-296 Rev C 09-22

© 2016 – 2022 Hendrickson USA, L.L.C. All Rights Reserved. All trademarks shown are owned by Hendrickson USA, L.L.C., or one of the affiliates, in one or more countries.

Information contained in this literature was accurate at the time of publication. Product changes may have been made after the copyright date that are not reflected.

Printed in United States of America