

H PARTS LIST

**VANTRAAX® HKANT 46K/
HKAT 46K/HKA200**

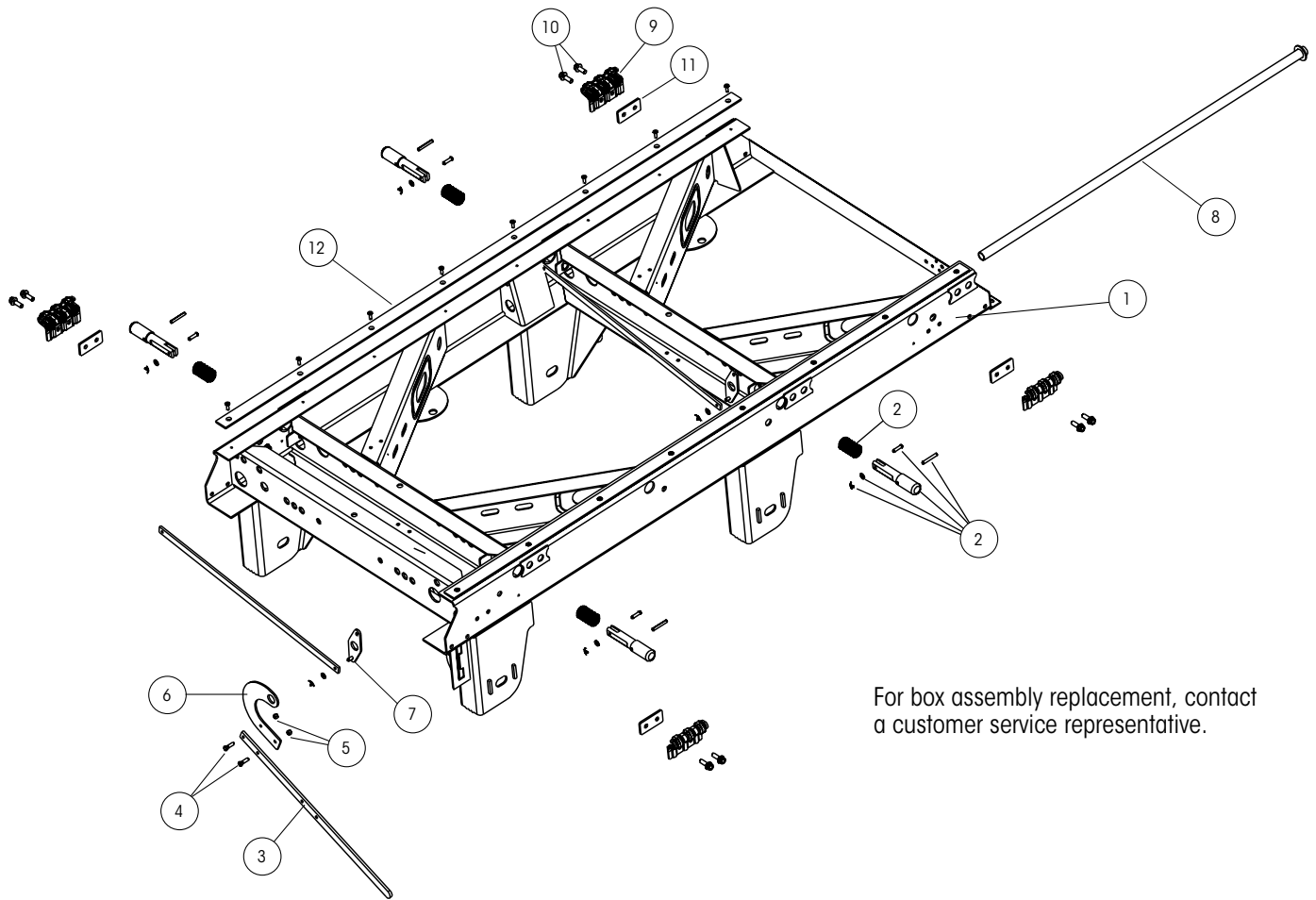
LIT NO: L890

DATE: March 2025

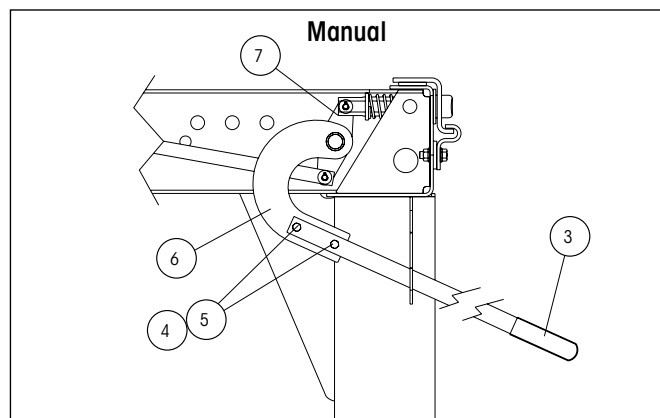
REVISION: L



SLIDER BOX ASSEMBLY



RELEASE MECHANISM



**SLIDER BOX ASSEMBLY**

ITEM	DESCRIPTION	PART NO.	SYSTEM QTY.	NOTE
1	AFTERMARKET BOX REPLACEMENT	AMBOX.###		Contact Hendrickson for assistance
2	QUIK-DRAW® COMPONENTS			See L751 QUIK-DRAW Parts List
3	HANDLE ASSEMBLY			
	Manual and customer supplied release mechanisms	S-25592	1	Handle and grip assembly
	Mechanical air assist release mechanisms	B-22923	1	Handle only
4	HANDLE BOLT	SA-1100-10	2	2-3/8"-16 x 1-1/4" hex head bolt, grade 5
5	HANDLE NUT	SA-9000-5	2	2-3/8"-16 lock nut, grade B
6	HANDLE MOUNT			
	Manual	C-21275	1	
	Customer supplied	S-23534	1	Includes crank arm bolt kit
	Mechanical air assist	C-23231	1	
7	CRANK ARM WELDMENT			
	Manual and customer supplied	B-33010	2	For front and rear of slider box
	Mechanical air assist	B-33010	1	For rear of slider box
8	PIPE WELDMENT			
	Manual and mechanical air assist	S-21433	1	
	Customer supplied	S-21433-1	1	
9	BODY RAIL CLIP			
	3.4" clip height	S-24459	4	Use with 4" hole centers and 1.625" locking pin
	3.8" clip height	S-24460	4	Use with 6" hole centers and 1.395" locking pin
10	BODY RAIL BOLT	SA-6900-2	8	1/2"-13" x 1-1/2" flanged bolt
11	BODY RAIL CLIP SPACER	A-22367	4	2" clip hole centers
12	SLIDER WEAR PAD KIT			
	49" Axle Spacing	S-14342-3	2	Includes (1) slider wear pad, (8) nuts and (8) screws
	121" Axle Spacing	S-27566	6	Includes (1) slider wear pad and (4) screws

Note: Narrow hanger shown. Pin pull mechanisms are identical for both wide and narrow width slider models.

Note: Identification can be found on the roadside slider box rail above the front frame bracket there will also be a blank INTRAAX® tag on the inside of the curbside beam

HKANT 46K - Narrow Bushing / Tapered Beam Model Frame Bracket Assembly

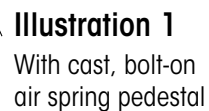


Illustration 2

With cast, bolt-on
air spring pedestal

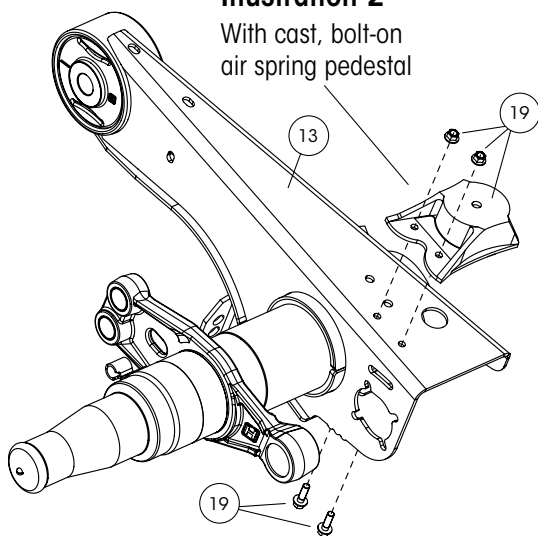
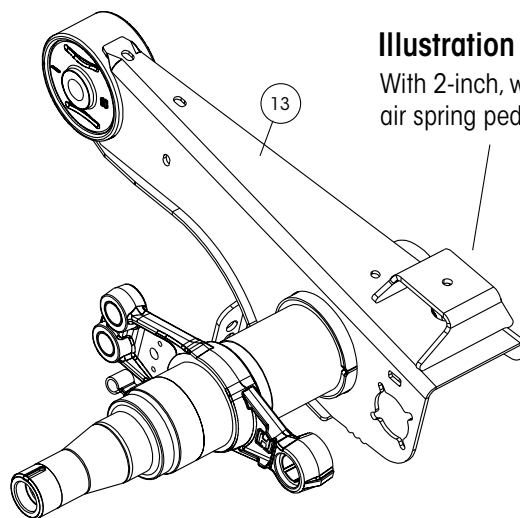


Illustration 3
With 2-inch, weld-on
air spring pedestal



**SUSPENSION ASSEMBLIES —****HKANT 46K - Narrow Bushing / Tapered Beam Model**

ITEM	DESCRIPTION	PART NO.	SYSTEM QTY.	NOTE
13	HALFTRAAX™ AXLE / BEAM WELDMENT	HTRAAX.###	2	Contact Hendrickson for assistance
14	FRAME BRACKET			See L1266 Frame Bracket Parts List
15	AIR SPRING			
	16" ride height and above	S-22948	4	Replaces C-21966
	Below 16" ride height	S-21800	4	Replaces C-21800
16	AIR SPRING MOUNTING KIT (per air spring) - When model includes a cast, bolt-on pedestal under the air spring.			
	14" - 18" ride heights	S-22619/2	4	Includes Spiralock nuts, pipe plug and flange nut
	19" ride height	S-22630/2	4	Includes Spiralock nuts, pipe plug, air fitting and flange nut
17	AIR SPRING SPACER - When model includes a cast, bolt-on pedestal under the air spring.			
		B-22510-1	4	19" ride height
18	AIR SPRING MOUNTING PLATE	S-27042	4	1-1/8" spacer
19	CAST AIR SPRING PEDESTAL KIT - When model includes a cast, bolt-on pedestal under the air spring. (Illustrations 1 and 2)			
	16" ride height with 2" pedestal	S-27447-1	2	Includes left and right side pedestals and fasteners
	16.5" ride height with 2.57" pedestal	S-27447-2	2	Same as above
	14" and 17" ride heights with 3.17" pedestal	S-27447-3	2	Same as above
	15", 15.5", 18" and 19" ride heights with 3.91" pedestal	S-27447-4	2	Same as above

Note: Identification can be found on the roadside slider box rail above the front frame bracket there will also be a blank INTRAAX tag on the inside of the curbside beam.

SUSPENSION ASSEMBLIES

Frame Bracket Assembly

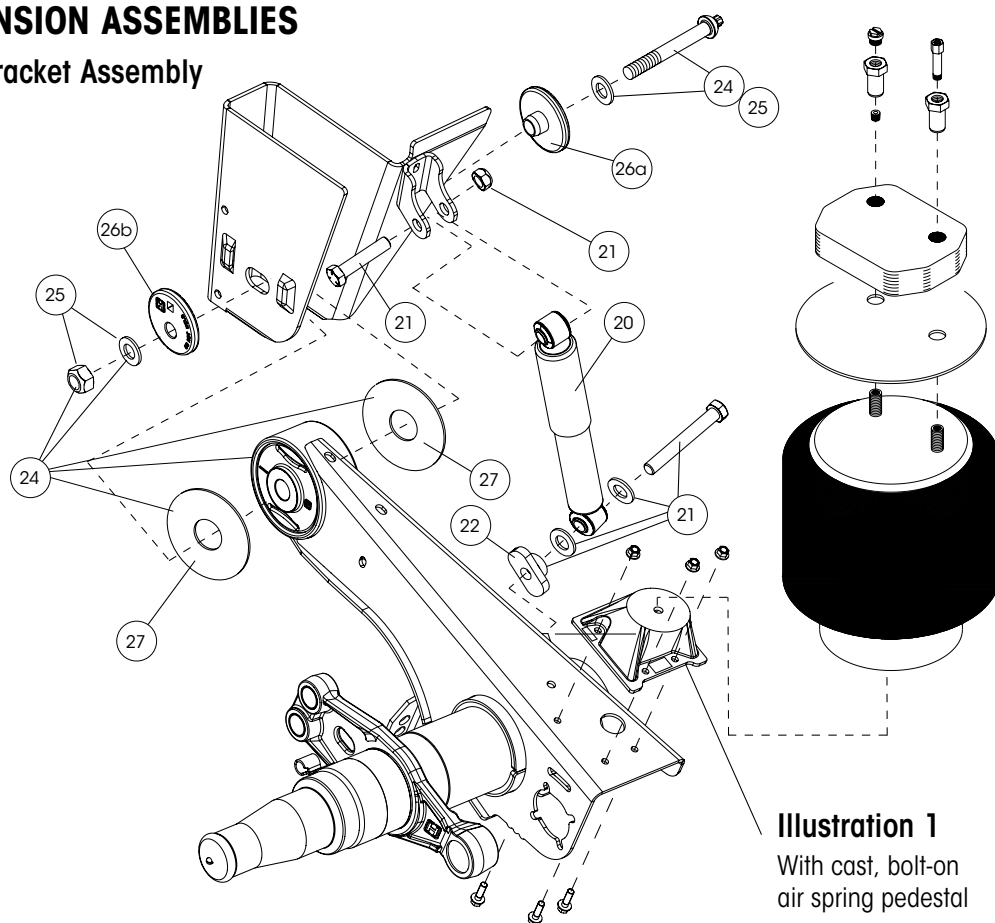
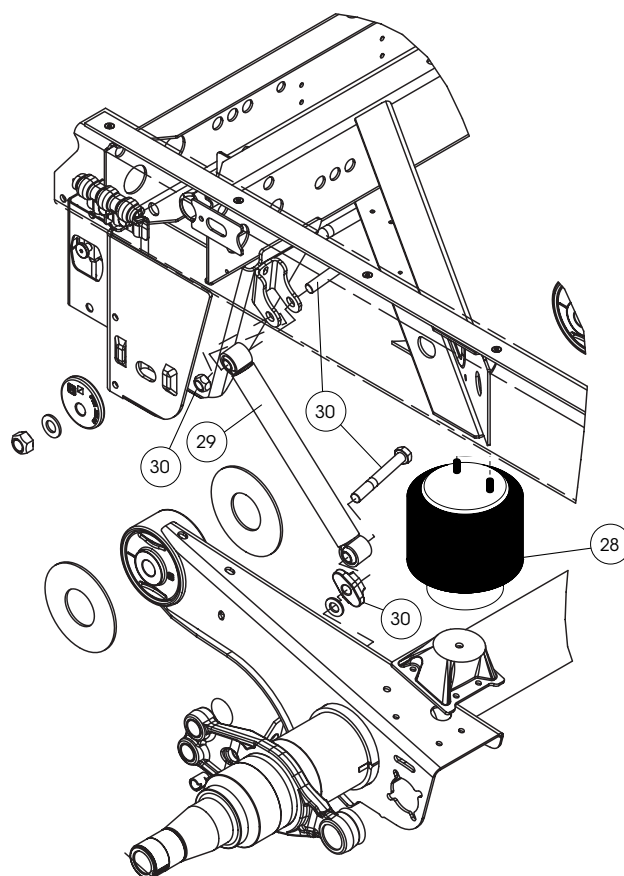


Illustration 1
With cast, bolt-on
air spring pedestal

ZMD® Technology



**SUSPENSION ASSEMBLIES**

ITEM	DESCRIPTION	PART NO.	QTY.	NOTE
20	SHOCK ABSORBER			
	49" spread	S-23566	4	Standard duty
	121" spread	S-22715	4	Standard duty
21	SHOCK BOLT KIT	S-24049/2	4	Includes shear bolt, spacer, washers, hex bolt and hex nut
22	SHOCK SPACER	S-41186-1	4	
23	SHOCK SPACER KIT (Not shown)	S-23086-1	4	Includes (2) strap, (2) clevis and (4) ties
24	TRI-FUNCTIONAL® PIVOT BUSHING KIT¹	S-26321	4	Narrow bushing, includes (2) bushings, (2) pivot bolt kits, (4) bushing tube spacers and lubricant pack
25	QUIK-ALIGN® PIVOT BOLT KIT	S-24705	4	Contains 7" bolt, nut and hardened washers
26	QUIK-ALIGN ALIGNMENT COLLARS			
	26a Concentric (inner)	S-20924	4	Pivot bolt hole is centered
	26b Eccentric (outer)	S-20925	4	Pivot bolt hole is offset from center
27	BUSHING TUBE SPACER	S-26807	8	Outer diameter dimension of TRI-FUNCTIONAL bushing inner metal is 2.6"; inner hole dimension of bushing tube spacer 2.95"

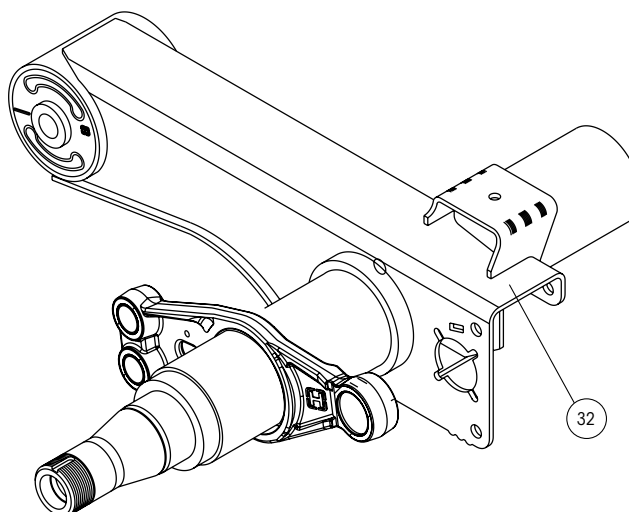
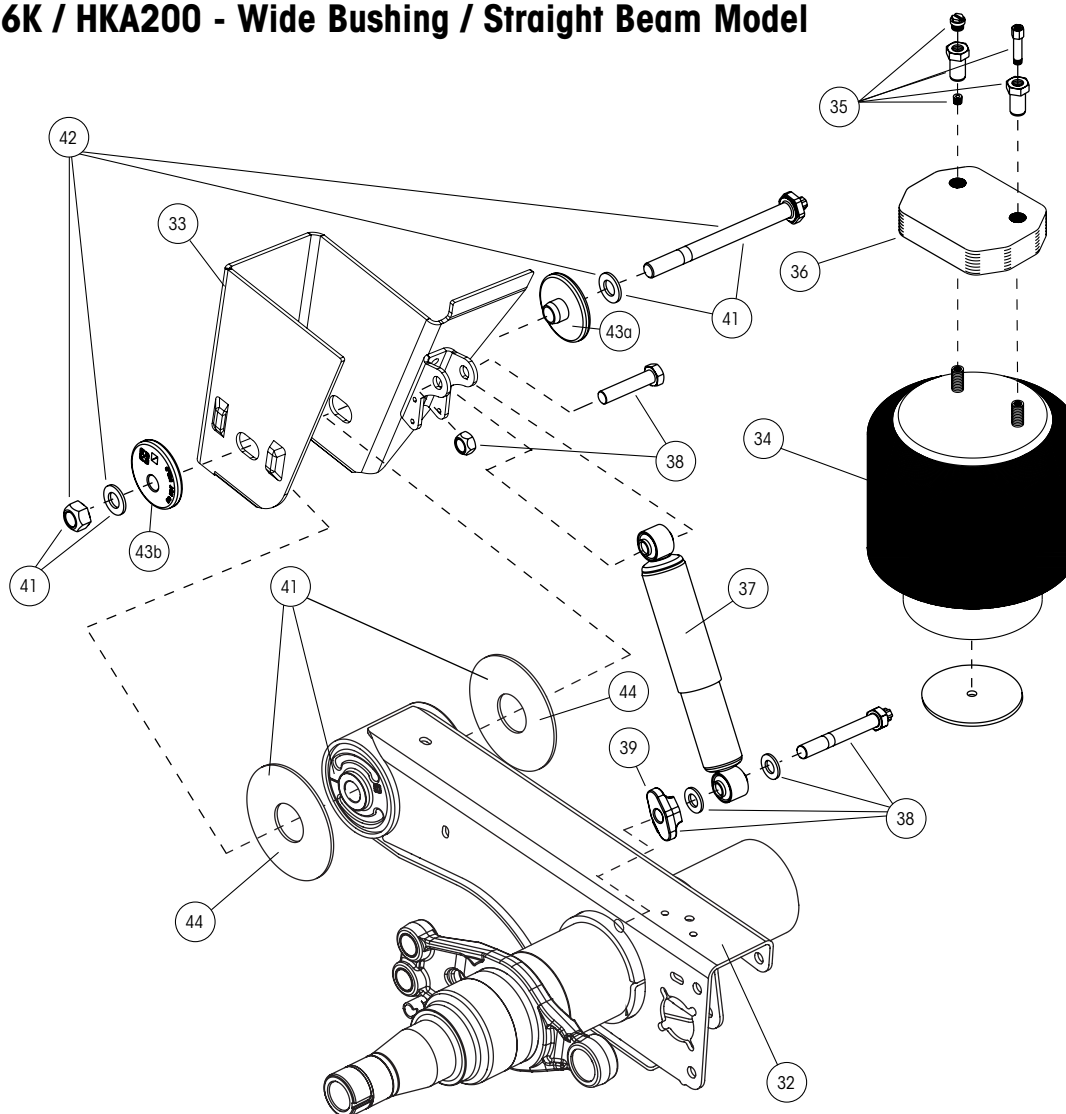
ZMD® ZERO MAINTENANCE DAMPING® COMPONENTS

ITEM	DESCRIPTION	PART NO.	QTY.	NOTE
28	ZMD® AIR SPRING	S-39400	4	
29	ZMD DOWNSTOP			
	15" and 16" ride heights	S-33669	4	
	17" ride height	S-33669	4	
30	ZMD DOWNSTOP BOLT KIT	S-24049/2	4	
31	ZMD RETROFIT KIT (Not shown)			Contact Hendrickson for assistance

1. Bushing tool S-24736 is required to correctly rebush the suspension.

SUSPENSION ASSEMBLIES —

HKAT 46K / HKA200 - Wide Bushing / Straight Beam Model





SUSPENSION ASSEMBLIES —

HKAT 46K / HKA200 - Wide Bushing / Straight Beam Model

ITEM	DESCRIPTION	PART NO.	SYSTEM QTY.	NOTE
32	HALFTRAAX™ AXLE/BEAM WELDMENT	HTRAAX.###	2	Contact Hendrickson for assistance
33	FRAME BRACKET ASSEMBLY			See L1266 Frame Bracket Parts List
34	AIR SPRING			
	14" - 15" ride heights	S-21800	4	Replaces C-21800
	16" - 19" ride heights	S-22948	4	Replaces C-21966
35	AIR SPRING MOUNTING KIT (per air spring) - When model includes a 2", weld-on pedestal under the air spring.			
	14" and 16.5" ride heights	S-22635/2	4	Includes Spiralock nuts, pipe plug and flange nut
	16" ride height	S-22619/2	4	Same as above
	15" and 18" ride heights	S-22631/2	4	Includes Spiralock nuts, pipe plug, air fitting and flange nut
	17" ride height	S-22630/2	4	Same as above
	19" ride height	S-22632/2	4	Same as above
36	AIR SPRING SPACER - When model includes a 2", weld-on pedestal under the air spring.			
	14" and 16.5" ride heights	B-22510-4	4	3/4" spacer
	15" and 18" ride heights	B-22510-2	4	1-7/8" spacer
	17" ride height	B-22510-1	4	1-1/8" spacer
	19" ride height	B-22510-3	4	3-1/8" spacer
37	SHOCK ABSORBER	S-23566	4	Standard duty
38	SHOCK BOLT KIT	S-24049/2	4	Includes shear bolt, spacer, washers, hex bolt and hex nut
39	SHOCK SPACER	S-41186-1	4	
40	SHOCK STRAP KIT (Not shown)	C-23086-1	4	Includes (2) straps, (2) clevis and (4) ties
41	TRI-FUNCTIONAL® PIVOT BUSHING KIT ²	S-24691	4	Wide bushing, includes (1) bushing, (1) pivot bolt kit, (2) bushing tube spacers and lubricant pack
42	QUIK-ALIGN® PIVOT BOLT KIT	S-24679	4	Contains 10" bolt, nut and hardened washers
43	QUIK-ALIGN ALIGNMENT COLLAR			
	43a Concentric (inner)	S-20924	4	Pivot bolt hole is centered
	43b Eccentric (outer)	S-20925	4	Pivot bolt hole is offset from center
44	BUSHING TUBE SPACER	S-21099	8	Outer diameter dimension of TRI-FUNCTIONAL Bushing inner metal is 2.2"; Inner hole dimension of bushing tube spacer 2.38"

2. Bushing tool S-21307 is required to correctly re-bush the suspension

Note: Identification can be found on the roadside slider box rail above the front frame bracket there will also be a blank INTRAAX tag on the inside of the curbside beam

[illegible]

Actual product performance may vary depending upon vehicle configuration, operation, service and other factors.

*All applications must comply with applicable Hendrickson specifications and must be approved by the respective vehicle manufacturer with the vehicle in its original, as-built configuration.
Contact Hendrickson for additional details regarding specifications, applications, capacities, operation, service and maintenance instructions.*

Call Hendrickson at 330.489.0045 or 866.RIDEAIR (743.3247) for additional information.



www.hendrickson-intl.com

TRAILER COMMERCIAL VEHICLE SYSTEMS

2070 Industrial Place SE
Canton, OH 44707-2641 USA
866.RIDEAIR (743.3247)
Fax 800.696.4416

Hendrickson Canada ULC

2825 Argentinia Road, Unit #2 - 4
Mississauga, ON Canada L5N 8G6
800.668.5360
905.789.1030 • Fax 905.812.9423

Hendrickson Mexicana

Circuito El Marqués Sur #29
Parque Industrial El Marqués
Pob. El Colorado, Municipio El Marqués,
Querétaro, México C.P. 76246
+52 (442) 296.3600 • Fax +52 (442) 296.3601

L890 Rev L 03-25

© 2009 – 2025 Hendrickson USA, L.L.C. All Rights Reserved. All trademarks shown are owned by Hendrickson USA, L.L.C., or one of its affiliates, in one or more countries.
Information contained in this literature was accurate at the time of publication. Product changes may have been made after the copyright date that are not reflected.

Printed in United States of America