

PARTS LIST

COMFORT AIR® Rear Air Suspension for Thomas Built Buses

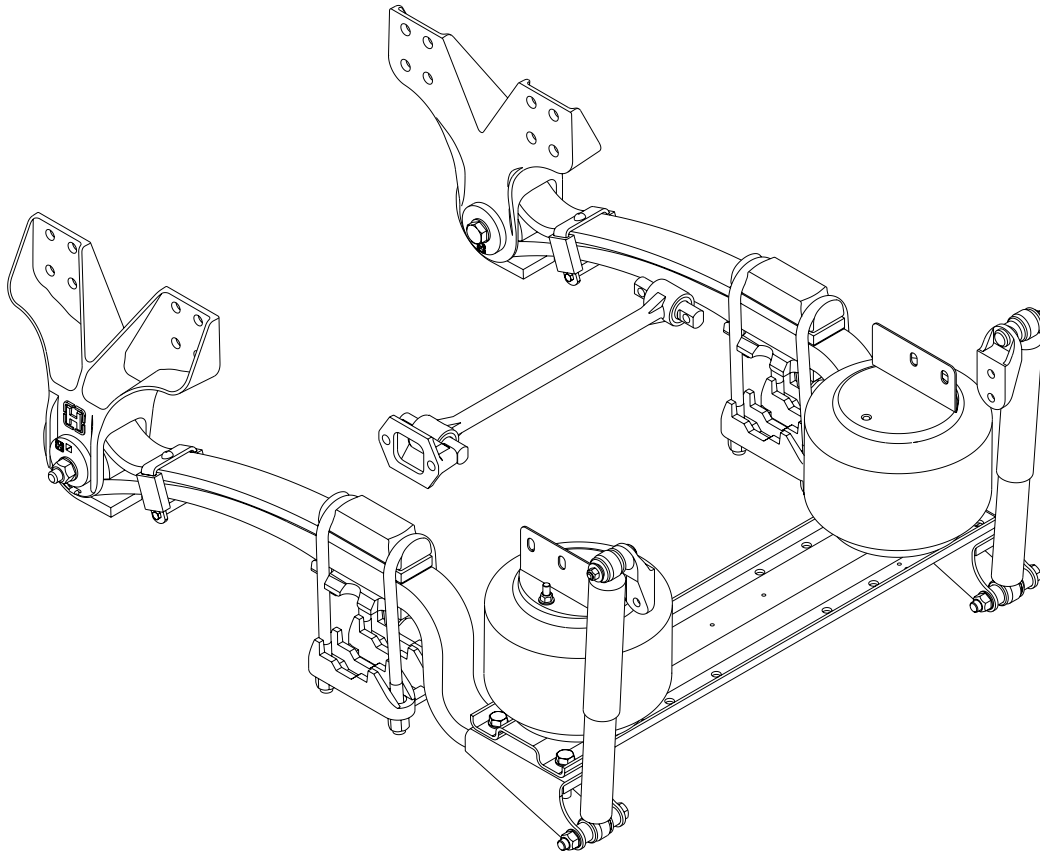
LIT NO: SP-295

DATE: April 2025

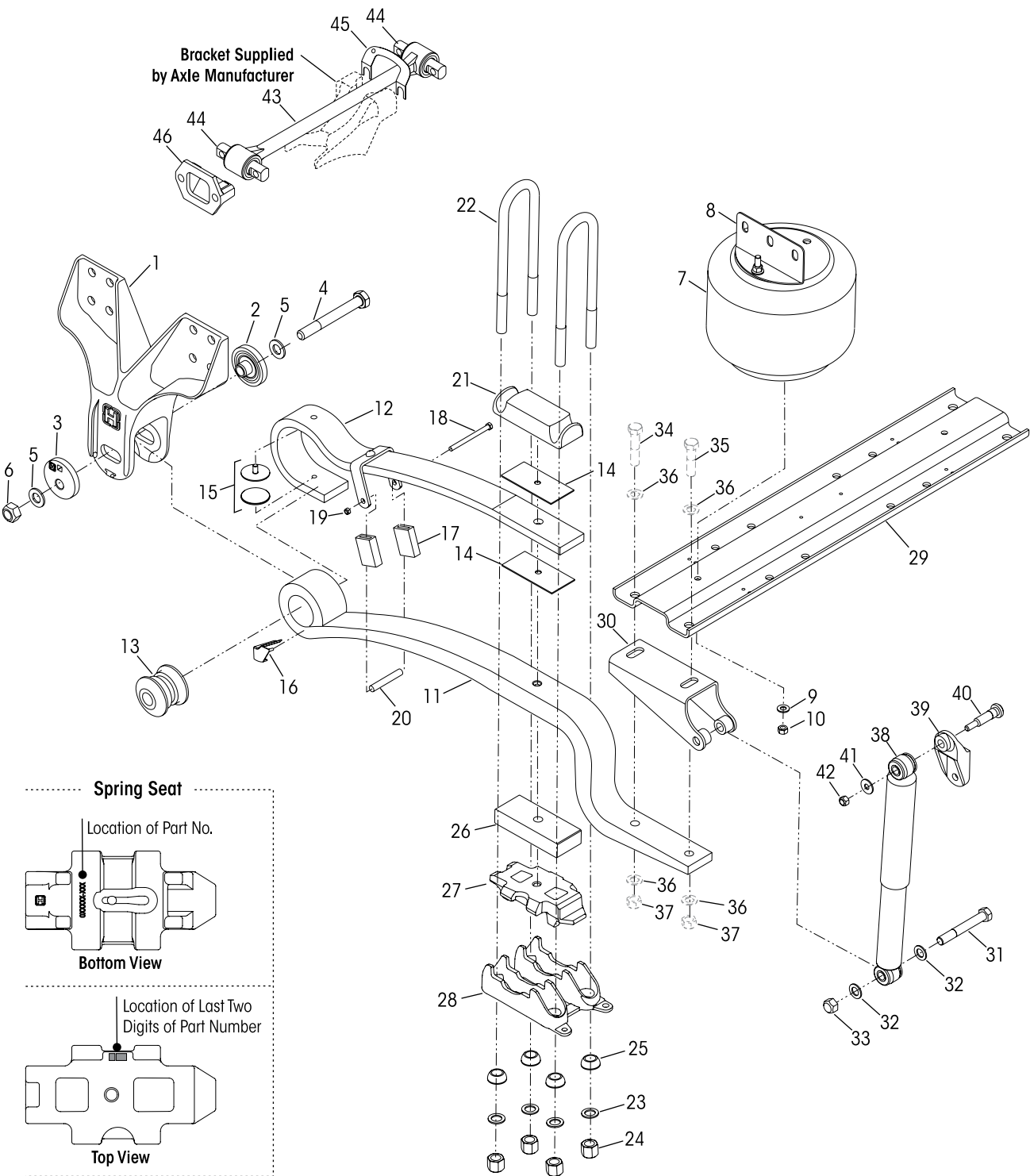
REVISION: C

CONTENTS

DESCRIPTION	PAGE
Parts Lists	2
Special Tools	4



■ 21K • 23K lb. Capacity





VEHICLE				VEHICLE			
KEY NO.	PART NO.	DESCRIPTION	QTY.	KEY NO.	PART NO.	DESCRIPTION	QTY.
1	60784-000	Frame Hanger	2	22		*7/8"-14 UNF U-bolt	4
	60632-038	QUIK-ALIGN Pivot Bushing Service Kit, Axle Set , Includes Key Nos. 2-6, 13, 15, 47		a		15½" Length	
	34013-103	QUIK-ALIGN Pivot Bushing Service Kit, One Side , Includes Key Nos. 4-6, 13, 15, 47		b		16¼" Length	
	60632-013	QUIK-ALIGN® Collar Service Kit, Axle Set , Includes Key Nos. 2-6			48718-157	U-bolt Fasteners Service Kit, One Wheel End , Includes Key Nos. 23-25	
2		*QUIK-ALIGN Concentric Collar	3	23		*7/8" Hardened Flat Washer	8
3		*QUIK-ALIGN Eccentric Collar	1	24		*7/8" 14 UNF U-bolt Locknut	8
4		*1"-8 UNC x 7½" Bolt	2	25		*Spherical Washer	8
5		*1" Hardened Washer	4	26	48531-015	Spring Seat Spacer	2
6		*1"-8 UNC Locknut	2	27	56501-020	**Spring Seat, 4.5° Pinion Angle LH / RH - 5" ID No. D20, <i>for more selection, see chart below</i>	2
	60925-002	Air Spring Assembly, Includes Key Nos. 7-8 and Fasteners	2	28	93302-000	Axle Bottom Cap, <i>Replaces 50216-000</i>	2
7		*Air Spring	2	29	66279-001	Cross Channel	1
8	57096-002	Air Spring Bracket	2		57356-000	Lower Shock Bracket Assembly, Includes Key Nos. 30-33	2
	49177-006	Lower Air Spring Fastener Service Kit, Axle Set , Includes Key Nos. 9-10		30		*Lower Shock Bracket	2
9		*½" Flat Washer	2	31	50764-002	¾"-10 UNC x 5½" Bolt	2
10		*½"-13 UNC Nylocknut	2	32	22962-001	¾" Hardened Washer	4
	82433-000	Main Support Assembly, Includes Key Nos. 11-20, <i>Replaces 60779-000</i>	2	33	49842-000	¾"-10 UNC Locknut	2
11		*Main Support Member	2	34		***¾"-10 UNC x 3½" Bolt	2
12		*Secondary Leaf	2	35		***¾"-10 UNC x 3" Bolt	2
13	58648-000	Pivot Bushing	2	36		***¾" Hardened Washer	8
14	37674-051	Galvanized Steel Liner	4	37		***¾"-10 UNC Locknut	4
15	64817-000	Plastic Isolator Puck	4	38	60670-006L	Shock Absorber	2
16	60392-000	Spring Eye Clip	2		57322-002	Upper Shock Bracket Assembly, Includes Key Nos. 39-42	2
	49175-026	Spring Clip Fastener Service Kit, Axle Set , Includes Key Nos. 17-19		39		*Upper Shock Bracket	2
17	64272-004	Spring Clip Sleeve	4	40	50368-000	½"-13 UNC Serrated Shank Bolt	2
18	37042-006	7/8"-14 UNC Bolt	2	41	22962-031	½" Hardened Washer	2
19	37587-000	7/8"-14 UNC Nut	2	42	49846-000	½"-13 UNC Locknut	2
20		*Clip Bolt Spacer	2	43	62000-XXX	Transverse Torque Rod Assembly, Includes Key No. 44, Specify Length in mm	1
21	56805-000	Top Pad	2	44	47691-000	Torque Rod Bushing	2
		U-bolt Service Kit, One Wheel End		45	34013-343	Torque Rod Shim Kit	As Req.
	91430-016	Includes Key No. 22a and Kit No. 48417-157		46	22186-000	Transverse Torque Rod Frame Bracket	1
	91430-001	Includes Key No. 22b and Kit No. 48417-157		47	70867-001	P-80 Lubricant - 10 ml (Not Shown)	As Req.

NOTE * Item included in assembly only, part not sold separately.

** Refer to exploded view for the ID number location.

*** Not supplied by Hendrickson, used for reference only. Refer to the vehicle manufacturer for more information. Hendrickson is not responsible for components supplied by vehicle manufacturer.

■ Spring Seat Selection Guide

Total of two (2) spring seats required per single suspension. See page 2 for locations of ID, Casting No. and Part No.

Key No. 27						Casting No. 56500					
Seat Angle	Part No.	ID	Seat Angle	Part No.	ID	Seat Angle	Part No.	ID	Seat Angle	Part No.	ID
0.0°	56501-037	D37	2.0°	56501-035	D35	3.5°	56501-029	D29	5.0°	56501-032	D32
0.5°	56501-038	D38	2.5°	56501-036	D36	4.0°	56501-030	D30	5.5°	56501-033	D33
1.0°	56501-039	D39	3.0°	56501-028	D28	4.5°	56501-031	D31	6.0°	56501-034	D34
1.5°	56501-040	D40	Corresponding axle Dana: 17060, 19060, 21060, 21080, 21090, 23090, 26090, P20060, P22060								

■ Special Tools

QUIK-ALIGN PIVOT BUSHING SERVICE TOOLS

PIN & BUSHING STARTER KIT

Tiger Tool Part No. 15000

For use with Pin & Bushing Adapter Kit

Visit tigertool.com



PIN & BUSHING ADAPTER KIT

Tiger Tool Part No. 15042

For use with Pin & Bushing Starter Kit

Visit tigertool.com



BUSHING KIT WITH PUMP

OTC Part No. 4247-FR

Visit otctools.com



BUSHING ADAPTER KIT

OTC Part No. 4254-FR

For use with OTC Part No. 4247-fr

Visit otctools.com



QUIK-ALIGN PIVOT BUSHING SERVICE TOOL

Hendrickson Part No. 66086-203L

Reference Hendrickson Literature No. 59310-061



QUIK-ALIGN SOCKET TOOL

OTC Part No. 1767

Visit otctools.com




TORQUE ROD BUSHING TOOLS

FUNNEL

Hendrickson Part No. 66086-001L

ULTRA ROD®



This is a general parts list to provide directional information. Components may vary by model. Questions in regards to parts, contact Hendrickson Truck Parts at 1.866.755.5968 (Toll-free U.S. and Canada), 630.910.2800 (Outside U.S. and Canada) or email: truckparts@hendrickson-intl.com.

Actual product performance may vary depending upon vehicle configuration, operation, service and other factors.

All applications must comply with applicable Hendrickson specifications and must be approved by the respective vehicle manufacturer with the vehicle in its original, as-built configuration. Contact Hendrickson for additional details regarding specifications, applications, capacities, and operation, service and maintenance instructions.

Call Hendrickson at 1.866.755.5968 (toll-free) or 1.630.910.2800 for additional information.



www.hendrickson-intl.com

TRUCK COMMERCIAL VEHICLE SYSTEMS
800 South Frontage Road
Woodridge, IL 60517-4904 USA
1.866.755.5968 (Toll-free U.S. and Canada)
1.630.910.2800 (Outside U.S. and Canada)
Fax 1.630.910.2899

SP-295 Rev C 04-25

© 2015 – 2025 Hendrickson USA, L.L.C. All Rights Reserved. All trademarks shown are owned by Hendrickson USA, L.L.C., or one of the affiliates, in one or more countries.

Information contained in this literature was accurate at the time of publication. Product changes may have been made after the copyright date that are not reflected.

Printed in United States of America