

HENDRICKSON USE ONLY

ORDERING GUIDE

DROP AXLE

LIT NO: L1322

DATE: February 2025

Rev: E

FORM INSTRUCTIONS

For complete price and model number information on HN or HP Hendrickson Trailer Axles, email this form to the appropriate contact (see page 6).

TO:		FROM:		COMPANY NAME:	
DATE:	PHONE:	FAX:		EMAIL:	
SAME AS (OR PREVIOUS HENDRICKSON AUX AXLE P/N):				EXCEPT:	

AXLES

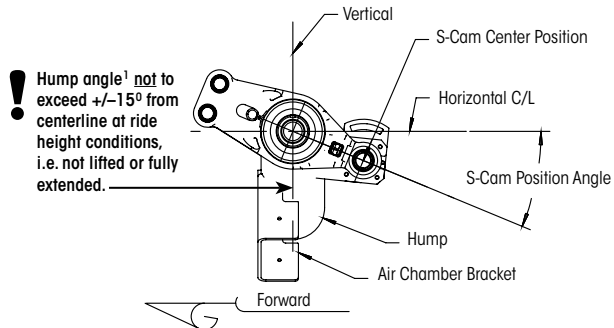
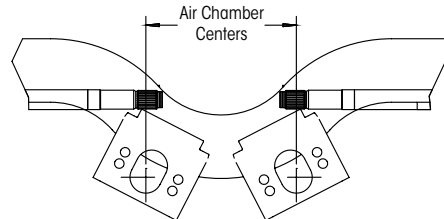
AXLE STYLE:	6" Drop Style					
AXLE WALL:	<input type="checkbox"/> 0.625		<input type="checkbox"/> 0.750 (required for hump-up orientation)			
BRAKE SIZE:	<input type="checkbox"/> 12.25"		<input type="checkbox"/> 16.5" x 5"		<input type="checkbox"/> 16.5" x 7"	
SPINDLE:	<input type="checkbox"/> HN Only		<input type="checkbox"/> HN <input type="checkbox"/> HP		<input type="checkbox"/> HN <input type="checkbox"/> HP	
BRAKE SELECTIONS:	See Chart A		See Chart B		See Chart C	

 **HENDRICKSON**

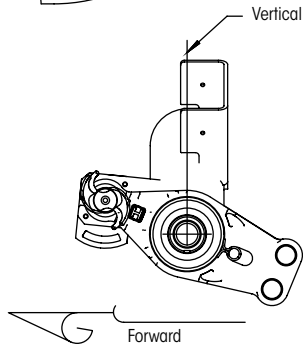
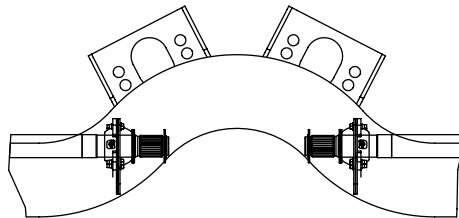
S-CAM POSITION & BRAKE CHAMBER BRACKET

HUMP DOWN / REAR DOWN

Axle Orientation Convention for
Rear-Down Part Number Configuration

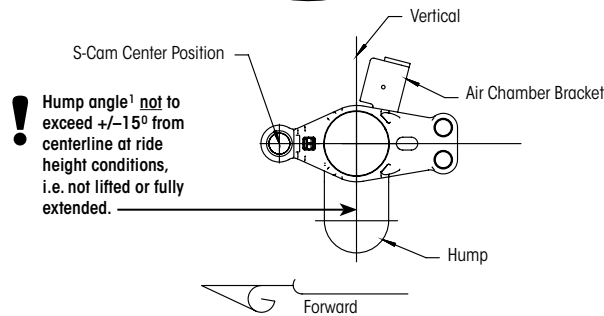
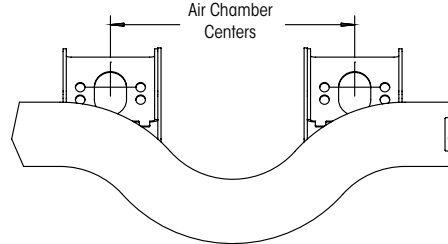


Alternative axle orientation by customer with
the same Rear Down Part Number Configuration
Note: All Hump-Up Axles have 3/4" Axle Wall Thickness.

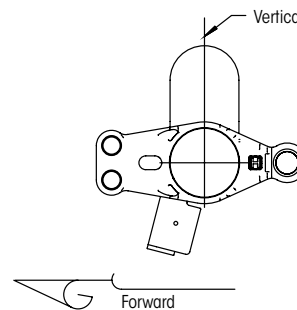
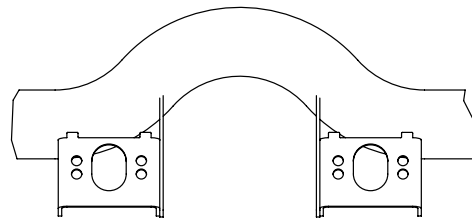


HUMP DOWN / FORWARD UP

Axle Orientation Convention for
Front-Up Part Number Configuration



Alternative axle orientation by customer with
the same Forward Up Part Number Configuration
Note: All Hump-Up Axles have 3/4" Axle Wall Thickness.



IMPORTANT! ALL ENGAGING CAMS MUST ROTATE THE SAME AS THE WHEELS IN FORWARD MOTION. CAM OPPOSITE ROTATION CAUSES COMPONENT FAILURE. HUMPS MUST BE WITHIN 15 DEGREES OF VERTICAL AS SHOWN.

1. Hump angle not to exceed $\pm 15^\circ$ from centerline at ride height conditions, i.e. not lifted or fully extended.

CHART A	12.25" x 7.5" Brakes							
BRAKE LINING:	H20							
BRAKE MODEL:	HXS							
BRAKE COATING:	Standard							
AXLE TRACK:	71.50"							
S-CAM POSITION:	Cams Forward - Brake Adjusters Up				Cams Rear - Brake Adjusters Down			
S-CAM:	28 SPLINE							
S-CAM LENGTH:	20.75							
S-CAM ANGLE:	<input type="checkbox"/> 0 - degrees				<input type="checkbox"/> 15 - degrees			
S-CAM ENCLOSURE:	Standard Cam Bracket							
BRAKE CHAMBER BRACKET:	Standard Chamber Bracket							
BRAKE CHAMBER:	<input type="checkbox"/> No	<input type="checkbox"/> 2.5" Stroke				<input type="checkbox"/> 3.0" Stroke		
BRAKE CHAMBER SIZE:		<input type="checkbox"/> Type 24	<input type="checkbox"/> Type 30	<input type="checkbox"/> Type 24/30	<input type="checkbox"/> Type 30/30	<input type="checkbox"/> Type 30	<input type="checkbox"/> Type 30/30	
BRAKE CHAMBER WARRANTY:		Standard		<input type="checkbox"/> Standard	<input type="checkbox"/> Extended Life	Standard	<input type="checkbox"/> Standard	<input type="checkbox"/> Extended Life
SLACK ADJUSTER LENGTH:	<input type="checkbox"/> No	<input type="checkbox"/> 5.5"		<input type="checkbox"/> 6.0" (Long Stroke Recommended)				

CHART B	16.5" x 5" Brakes							
BRAKE LINING:	H15							
BRAKE MODEL:	Standard							
BRAKE COATING:	Standard							
AXLE TRACK:	<input type="checkbox"/> 71.50"				<input type="checkbox"/> 73.50"			
S-CAM POSITION:	Cams Rear - Brake Adjusters Down				Cams Rear - Brake Adjusters Down			
S-CAM:	28 SPLINE				28 SPLINE			
S-CAM LENGTH:	22.375"				22.875"			
S-CAM ANGLE:	15 - Degrees				15 - Degrees			
S-CAM ENCLOSURE:	Standard Cam Bracket				Standard Cam Bracket			
BRAKE CHAMBER BRACKET:	Standard Chamber Bracket				High Rise Bracket			
BRAKE CHAMBER:	<input type="checkbox"/> No	<input type="checkbox"/> 2.5" Stroke				<input type="checkbox"/> 3.0" Stroke		
BRAKE CHAMBER SIZE:		<input type="checkbox"/> Type 24	<input type="checkbox"/> Type 30		<input type="checkbox"/> Type 30/30	<input type="checkbox"/> Type 30	<input type="checkbox"/> Type 30/30	
BRAKE CHAMBER WARRANTY:		Standard Warranty		<input type="checkbox"/> Standard	<input type="checkbox"/> Extended Life	<input type="checkbox"/> Standard	<input type="checkbox"/> Standard	<input type="checkbox"/> Extended Life
SLACK ADJUSTER LENGTH:	<input type="checkbox"/> No	<input type="checkbox"/> 5.5"	<input type="checkbox"/> 6.0" (Long Stroke Recommended)					

CHART C	16.5" x 7" Brakes							
BRAKE LINING:	<input type="checkbox"/> H20		<input type="checkbox"/> H23			<input type="checkbox"/> H26		
BRAKE MODEL:	<input type="checkbox"/> Standard	<input type="checkbox"/> HXS	<input type="checkbox"/> HXS			<input type="checkbox"/> HXS		
BRAKE COATING:	<input type="checkbox"/> Standard							
AXLE TRACK:	<input type="checkbox"/> 71.50"				<input type="checkbox"/> 77.50"			
S-CAM POSITION:	<input type="checkbox"/> Cams Forward - Brake Adjusters Up		<input type="checkbox"/> Cams Rear - Brake Adjusters Down		<input type="checkbox"/> Cams Rear - Brake Adjusters Down		<input type="checkbox"/> Cams Forward - Brake Adjusters Up	
S-CAM:	<input type="checkbox"/> 28 SPLINE		<input type="checkbox"/> 28 SPLINE		<input type="checkbox"/> 28 SPLINE		<input type="checkbox"/> 28 SPLINE	
S-CAM LENGTH:	<input type="checkbox"/> 20.625"		<input type="checkbox"/> 21.625"	<input type="checkbox"/> 22.375"	<input type="checkbox"/> 22.625"	<input type="checkbox"/> 22.375"	<input type="checkbox"/> 24.625"	<input type="checkbox"/> 23.75"
S-CAM ANGLE:	<input type="checkbox"/> 0 - degrees <input type="checkbox"/> 35 - degrees		<input type="checkbox"/> 15 - degrees	<input type="checkbox"/> 15 - degrees	<input type="checkbox"/> 22.5 - degrees	<input type="checkbox"/> 0 - degrees	<input type="checkbox"/> 15 - degrees	<input type="checkbox"/> 0 - degrees <input type="checkbox"/> 35 - degrees
S-CAM ENCLOSURE:	<input type="checkbox"/> Standard Cam Bracket <input type="checkbox"/> Severe Cam Tube		<input type="checkbox"/> Standard Cam Bracket <input type="checkbox"/> Severe Cam Tube Option	<input type="checkbox"/> Standard Cam Bracket	<input type="checkbox"/> Standard Cam Bracket <input type="checkbox"/> Severe Cam Tube	<input type="checkbox"/> Standard Cam Bracket	<input type="checkbox"/> Standard Cam Bracket	<input type="checkbox"/> Standard Cam Bracket <input type="checkbox"/> Severe Cam Tube
BRAKE CHAMBER BRACKET:	<input type="checkbox"/> Standard Chamber Bracket		<input type="checkbox"/> Standard Chamber Bracket <input type="checkbox"/> High Rise Bracket	<input type="checkbox"/> Standard Chamber Bracket <input type="checkbox"/> High Rise Bracket	<input type="checkbox"/> Standard Chamber Bracket <input type="checkbox"/> High Rise Bracket	<input type="checkbox"/> Standard Chamber Bracket <input type="checkbox"/> High Rise Bracket	<input type="checkbox"/> Standard Chamber Bracket <input type="checkbox"/> High Rise Bracket	<input type="checkbox"/> Standard Chamber Bracket
SLACK ADJUSTER LENGTH:	<input type="checkbox"/> No		<input type="checkbox"/> 5.5"	<input type="checkbox"/> 6.0" (Long Stroke Recommended)				
BRAKE CHAMBER²:	<input type="checkbox"/> No		<input type="checkbox"/> 2.5" Stroke				<input type="checkbox"/> 3.0" Stroke	
BRAKE CHAMBER SIZE:			<input type="checkbox"/> Type 24	<input type="checkbox"/> Type 30	<input type="checkbox"/> Type 30/30		<input type="checkbox"/> Type 30/30	<input type="checkbox"/> Type 30/30
BRAKE CHAMBER WARRANTY:			<input type="checkbox"/> Standard		<input type="checkbox"/> Standard	<input type="checkbox"/> Extended Life	<input type="checkbox"/> Extended Life	<input type="checkbox"/> Standard

2. If brake chamber is selected, a slack adjuster length must also be selected.

DRUM BRAKE RTR® READY-TO-ROLL® PACKAGES	
	<input type="checkbox"/> Standard Service (1-Year Limited Warranty)
HUB MATERIAL:	<input type="checkbox"/> Ductile Iron <input type="checkbox"/> Dura-Light Hub® <input type="checkbox"/> Aluminum
NUMBER OF STUDS:	<input type="checkbox"/> 10 <input type="checkbox"/> 8
BOLT CIRCLE DIAMETER:	<input type="checkbox"/> 11.25" <input type="checkbox"/> 275 mm
WHEEL MATERIAL:	<input type="checkbox"/> Aluminum <input type="checkbox"/> Steel <input type="checkbox"/> Steel / Aluminum
DUAL / SUPER SINGLE: (SS) Short Stud (LS) Long Stud	<input type="checkbox"/> Dual <input type="checkbox"/> Super Single
LUBE TYPE:	<input type="checkbox"/> SAE 80/90 (Standard) <input type="checkbox"/> Semi-Fluid Grease
SEAL:	<input type="checkbox"/> Stemco Discover XR <input type="checkbox"/> Hendrickson Standard
BEARING:	Standard
SPINDLE NUT:	Standard 3-Piece
HUBCAP TYPE:	Standard Bolt-On
ABS TONE RING:	Yes

BRAKE OPTIONS	
DUST SHIELD:	<input type="checkbox"/> No <input type="checkbox"/> Yes (16.5" Brakes Only)
ABS SENSOR:	<input type="checkbox"/> No <input type="checkbox"/> Haldex 19.7" <input type="checkbox"/> WABCO 15.7" <input type="checkbox"/> Bendix 14.84" <input type="checkbox"/> Bendix 78.7" <input type="checkbox"/> WABCO 36"

BRAKE OPTIONS	
DRUM MATERIAL:	<input type="checkbox"/> Cast <input type="checkbox"/> Fused
DRUM DUTY:	<input type="checkbox"/> Standard <input type="checkbox"/> Heavy Duty
DRUM BALANCING:	Balanced
WHEEL FASTENERS:	<input type="checkbox"/> Yes ³ <input type="checkbox"/> No

3. Two (2) wheel fasteners factory installed per wheel-end with balanced packaged in plastic bag, taped and stretched-wrapped to each wheel-end.

INSTRUCTIONS (cont.)

For complete price and model number information on an HN or HP Hendrickson Trailer Axles, email this form to your account specialist or:

for OEM Customer Service send to Canton_Inside_Sales@hendrickson-intl.com

for Aftermarket Customer Service send to hdcs@hendrickson-intl.com

for Canada send to bramptoncustomerservice@hendrickson-intl.com

Notes

[illegible]

*Actual product performance may vary depending upon vehicle configuration, operation, service and other factors.
All applications must comply with applicable Hendrickson specifications and must be approved by the respective vehicle manufacturer with the vehicle in its original, as-built configuration.
Contact Hendrickson for additional details regarding specifications, applications, capacities, operation, service and maintenance instructions.*

Call Hendrickson at 866.RIDEAIR (743.3247) for additional information.



www.hendrickson-intl.com

L1322 Rev E 02-25

© 2020 – 2025 Hendrickson USA, L.L.C. All Rights Reserved. All trademarks shown are owned by Hendrickson USA, L.L.C., or one of its affiliates, in one or more countries.
Information contained in this literature was accurate at the time of publication. Product changes may have been made after the copyright date that are not reflected.

TRAILER COMMERCIAL VEHICLE SYSTEMS

2070 Industrial Place SE
Canton, OH 44707-2641 USA
866.RIDEAIR (743.3247)
Fax 800.696.4416

Hendrickson Canada ULC

2825 Argentinia Road, Unit #1 - 4
Mississauga, ON Canada L5N 8G6
800.668.5360
905.789.1030 • Fax 905.812.9423

Hendrickson Mexicana

Circuito El Marqués Sur #29
Parque Industrial El Marqués
Pob. El Colorado, Municipio El Marqués,
Querétaro, México C.P. 76246
+52 (442) 296.3600 • Fax +52 (442) 296.3601