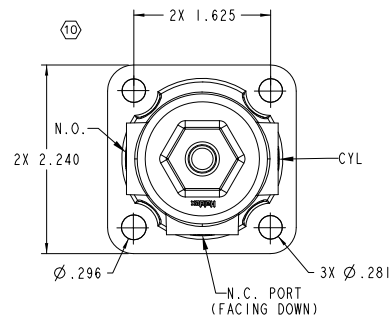


This Print remains the property of Hendrickson. All information contained thereon is confidential. It is loaned, subject to return on demand and on express condition that it is not to be copied or used directly or indirectly for any purpose other than the purpose for which it has been loaned to you.

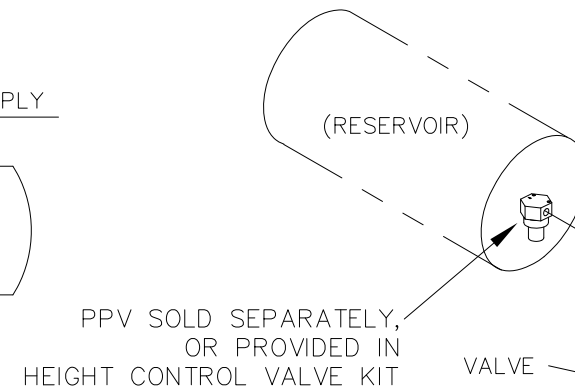
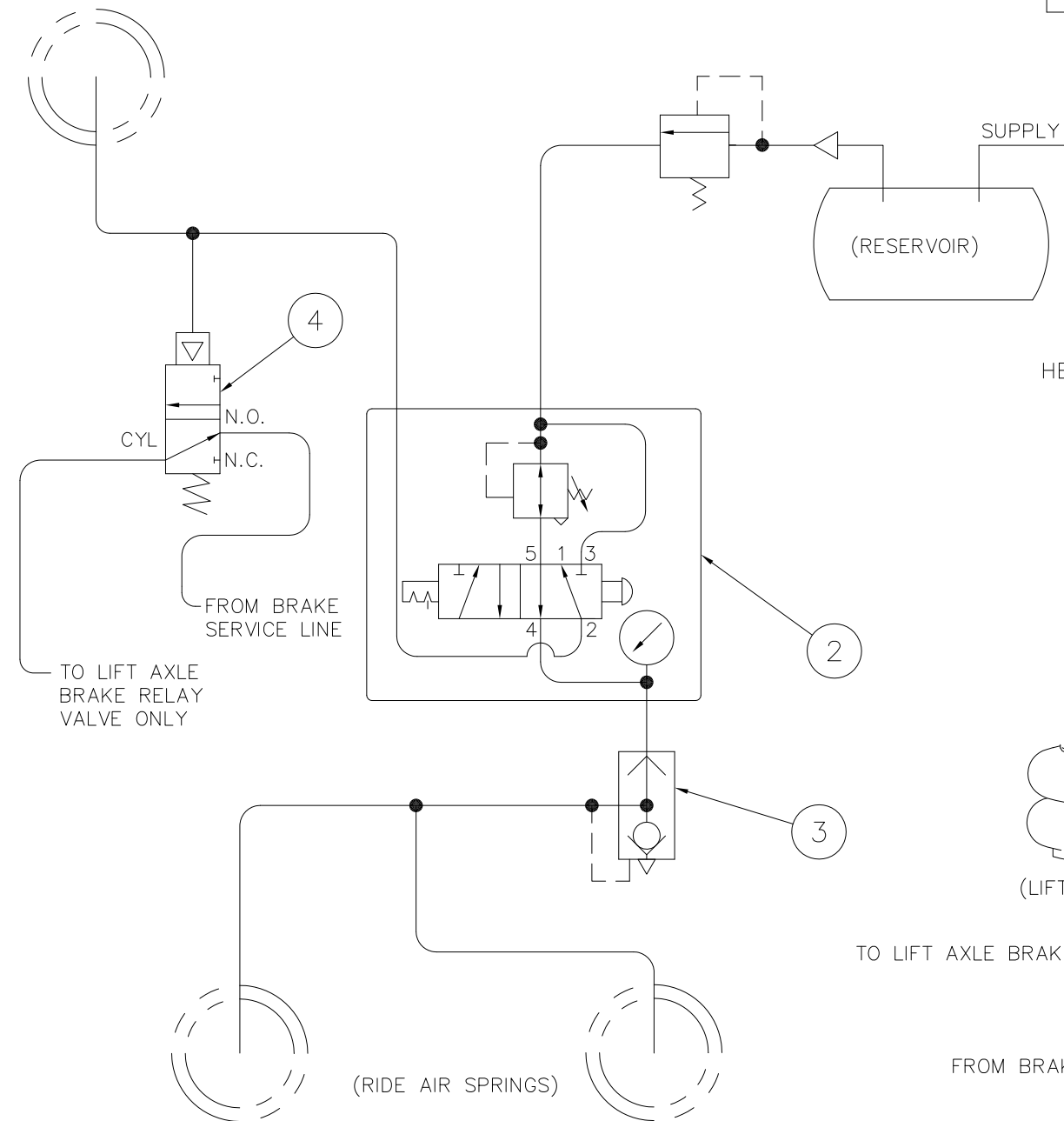
ITEM #4 MOUNTING



ITEM	PART NO.	DESCRIPTION	QTY.
2	A-14568	DIAL-A-RIDE PACKAGE	1
3	A-1129	QUICK RELEASE VALVE	1
4	B-38689	AIR PILOTED VALVE, 3-WAY	1
*5	A-20417	ADAPTOR KIT $\phi.25/\phi.38$	1
*6	DWG C-14152	AK-146 AIR KIT DRAWING	1
*7	A-27360	BARBED TUBE FITTING	1
*8	A-27361	3/8" ID TUBE	1

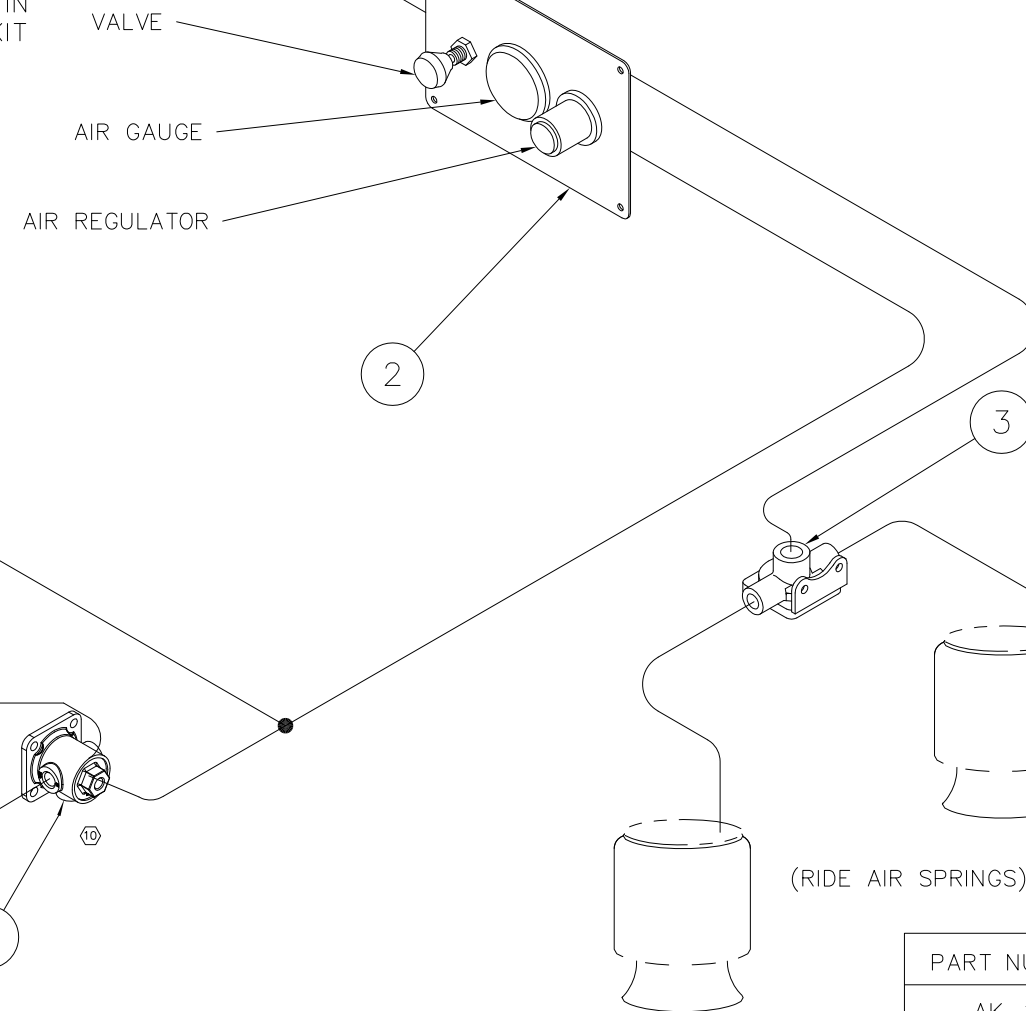
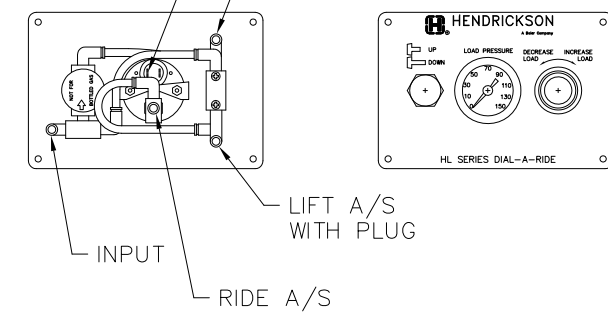
* NOT SHOWN

(LIFT AIR SPRING)



PPV SOLD SEPARATELY, OR PROVIDED IN HEIGHT CONTROL VALVE KIT

PLUG FOR LIGHT EXHAUST



TO LIFT AXLE BRAKE RELAY VALVE ONLY

FROM BRAKE SERVICE LINE

PART NUMBER	REV
AK-146	10

P
PRODUCTION

SCALE 1.00=1.00 PAGE 1 OF 1
(SIZE) DRAWING No.

C-14152

NOTES:

- DO NOT ADD LUBRICATION TO AIR SYSTEM
- ALL CONNECTIONS MUST BE LEAK PROOF
- AVOID BENDS IN AIR LINES
- POLYIMIDE TUBING AND FITTINGS TO BE FURNISHED BY CUSTOMER
- APPLICATION - ALL AIR LIFT SUSPENSIONS
- A MIN. OF 35 PSI REQUIRED TO OPERATE SUSPENSION IN DOWN POSITION
- WEIGHT: 2.93 LB.



TRAILER COMMERCIAL VEHICLE SYSTEMS
2070 INDUSTRIAL PLACE S.E., CANTON, OH 44707-2600 U.S.A.

UNLESS OTHERWISE NOTED:		DIMENSIONS ARE:		TOLERANCES ARE:		DRAWN BY		DATE	
X: ± .1	INCHES	10	31537	NJK	6-12-18	J. BURGESS		1-11-93	
.XX: ± .06		9	23037	DPB	4-16-14	CHK'D BY		THIS DRAWING IS	
.XXX: ± .030		8	19050	PSO	8-11-10	3-2-93 J. SUKOSD		THE CONFIDENTIAL	
ANGULAR: ± 0.5°		7	11939	CDR	12-10-02	APP'D BY:		PROPERTY OF	
						R. FRANKS		HENDRICKSON	

AIR CONTROL KIT AK-146