




Advanced Severe-Duty Rubber Suspension

- Extreme durability
- Premium ride quality
- Low life cycle costs
- Lighter than mechanical suspensions in the same class



To learn more about ULTIMAAX,
call 855.743.3733 or visit
www.hendrickson-intl.com

 **HENDRICKSON**
The World Rides On Us®

ULTIMAAX[®] Advanced Severe-Duty Rubber Truck Suspension

Drawing on over 100 years of experience, Hendrickson employs the latest engineering advancements and expertise to develop the ULTIMAAX[®] severe-duty rubber suspension, designed for outstanding durability, empty ride quality, loaded stability and mobility.

Progressive Load Spring

- Increases stiffness as the load increases, providing a unique balance of empty ride quality and loaded stability
- Provides long service life and easy replacement for reduced down time
- Contributes to high-roll stability characteristics of the suspension

Saddle

- Triangular geometry provides structure and durability
- Increases payload with its lightweight design offering a considerable weight savings versus competitive suspensions

Frame Hanger

- Optimized design to balance durability and weight savings
- Fabricated to offer flexibility with multiple truck configurations

TRAXX ROD[®] – Torque Rods

- Fabricated heavy-duty torque rods provide greater durability over conventional rods
- Enhances handling during cornering by controlling lateral forces to maintain axle position
- Alternative V-rod configuration standard for 60,000 lb. and 70,000 lb. capacity models

Rubber Shear Spring

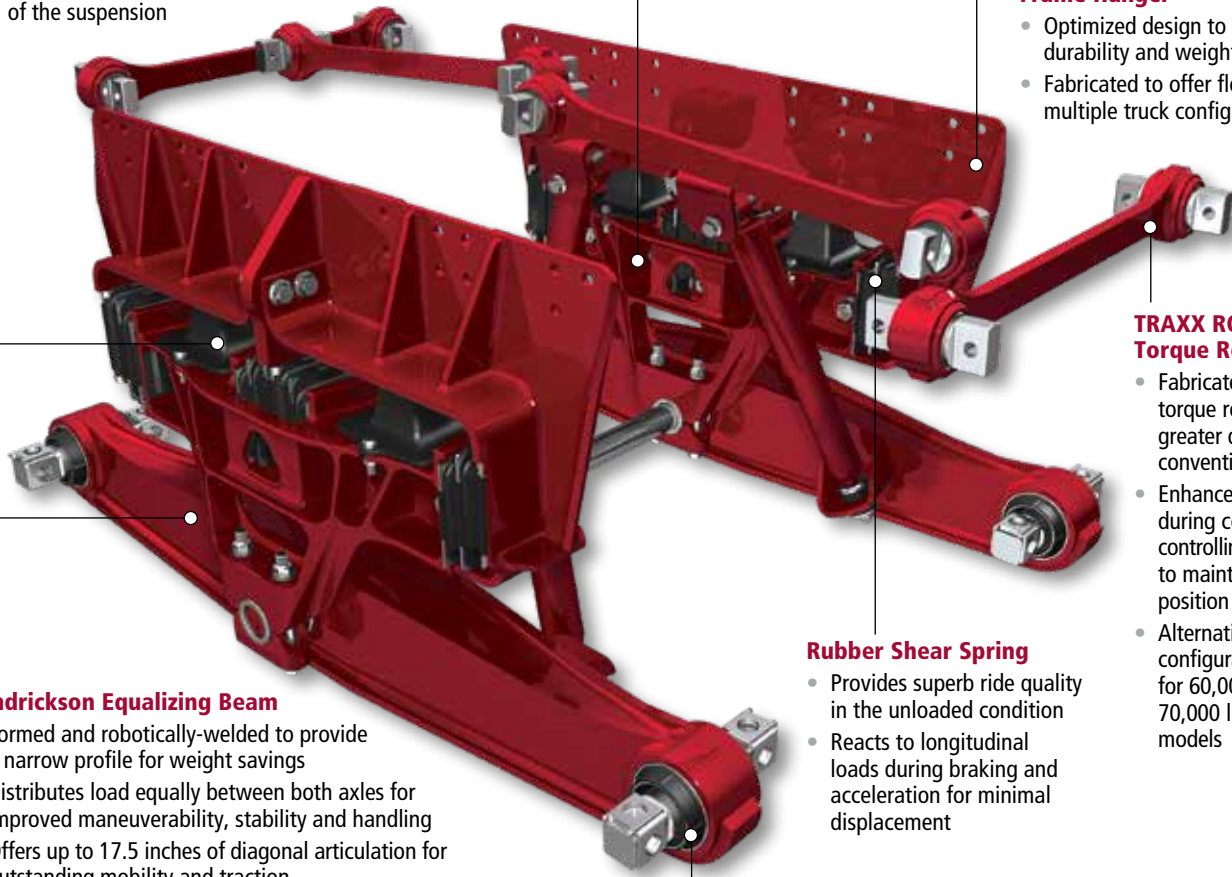
- Provides superb ride quality in the unloaded condition
- Reacts to longitudinal loads during braking and acceleration for minimal displacement

Premium Rubber Bushing


- Requires no lubrication
- Extend service life and reduce re-bush time with rugged bar pin axle connection

Hendrickson Equalizing Beam

- Formed and robotically-welded to provide a narrow profile for weight savings
- Distributes load equally between both axles for improved maneuverability, stability and handling
- Offers up to 17.5 inches of diagonal articulation for outstanding mobility and traction
- Lowers the center of gravity to increase stability
- Increases ground clearance with flat bottom design



Optional shock absorbers



V-rod configuration

MAAXimize Performance

For outstanding stability, driver comfort and equipment protection

ULTIMAAX® features a unique spring design that balances empty ride and loaded stability. This not only helps to protect the driver, but also to cushion the load and protect the chassis, cargo and body equipment from excessive vibration and road shock due to potholes, rugged terrain and other inconsistencies in the road.



In the empty condition, the suspension rides primarily on the diagonal rubber shear springs which help absorb road inputs and fore/aft shock for outstanding ride quality.



As payload is added and the vehicle center of gravity increases, the progressive load springs compress and increase in stiffness to provide additional stability without abrupt changes in ride.

MAAXimize Uptime

To help keep you on the road longer

Extensive testing in our state-of-the-art lab and using challenging proving grounds, ULTIMAAX is designed to provide extreme durability in harsh terrain.

Aside from providing a reliable system for maximum uptime, ULTIMAAX is a low maintenance system that contributes to reduced life-cycle costs and less down time in the following ways:

- Superior ride results in reduced road shock and vibration to the vehicle, contributing to longer service life of the cab, chassis and body equipment
- No lubrication requirements
- Progressive load springs provide long service life and are easy to replace
- Bar pin end bushings designed to extend service life and reduce re-bush time
- Hendrickson parts and services are available at thousands of locations worldwide
- Comprehensive technical support and training available



MAAXimize Mobility and Traction

In extreme environments



The ULTIMAAX system is capable of extremely high articulation for demanding job-site and off-highway conditions. When loaded, ULTIMAAX delivers up to 17.5 inches of diagonal wheel articulation to keep load on all drive wheels. The equalizing beam design contributes to excellent traction, utilizing a central pivot point to distribute load between the axles and help the tires maintain contact with the road or worksite surface.

ULTIMAAX® Specifications

Suspension Rating	46,000 lbs.	52,000 lbs.	60,000 lbs.	70,000 lbs.
Suspension Weight¹	1,179 lbs.	1,198 lbs.	1,407 lbs.	1,750 lbs.
GVW Approval	Contact vehicle OEM	Contact vehicle OEM	Contact vehicle OEM	Contact vehicle OEM
GCW Approval	Contact vehicle OEM	Contact vehicle OEM	Contact vehicle OEM	Contact vehicle OEM
Job-Site Travel Rating²	70,000 lbs.	75,000 lbs.	80,000 lbs.	85,000 lbs.
Diagonal Articulation³	17.5 in.	17.5 in.	17.5 in.	17.5 in.
Lift Axles	Approved	Approved	Approved	Approved
Ride Heights	9.5 - 13 in.	9.5 - 13 in.	9.5 - 13 in.	12 in. +
Axle Spacing⁴	52, 54, 56, 60 in.	52, 54, 56, 60 in.	54, 56, 60 in.	56, 60 in.


Hendrickson approves the use of ULTIMAAX® in the following vocational truck applications: dump, concrete mixer, refuse, logging, crane / boom, platform and fire / rescue. All such applications must comply with applicable Hendrickson specifications and must also be approved by the respective vehicle manufacturer with the vehicle in its original, as-built configuration. Contact Hendrickson and the respective vehicle manufacturer for approval of additional applications.

1. Installed weight includes full suspensions with torque rods and without shocks.
2. Job-site travel rating – operators using vehicles equipped with liftable pusher or tag axles must not exceed published ratings. Job-site ratings are limited to no more than five percent of vehicle operation at speed not to exceed five mph. Liftable pusher or tag axles should only be raised (or unloaded) to improve vehicle maneuverability in job-site applications or when vehicle is empty. Job-site travel ratings are consistent with published axle manufacturer's limitations. Axle and suspension job-site travel specifications must not be exceeded.
3. Suspension articulation may exceed vehicle's capability and may be limited by vehicle manufacturer; vehicle manufacturer installed axle stops may restrict suspension's articulation.
4. Contact Hendrickson for availability of additional beam lengths.

For additional details regarding specifications, applications, capacities, operating service and maintenance instructions, refer to applicable Hendrickson technical literature (available at www.hendrickson-intl.com) or contact Hendrickson at 630-910-2800.

Actual product performance may vary depending upon vehicle configuration, operation, service and other factors.

U.S. and foreign patents granted and / or pending.



Hendrickson Genuine Parts are the same quality components installed in Hendrickson original equipment suspensions — consisting of the same design, construction, performance and durability. There's only one way to maintain and protect your suspension's original performance. Ask for the name that is synonymous with the finest manufactured suspensions in the world.

Call Hendrickson at **630.910.2800** or **855.RIDERED (743.3733)** for additional information.



TRUCK COMMERCIAL VEHICLE SYSTEMS
 800 South Frontage Road
 Woodridge, IL 60517-4904 USA
 855.RIDERED (743.3733)
 630.910.2800 • Fax 630.910.2899

www.hendrickson-intl.com