

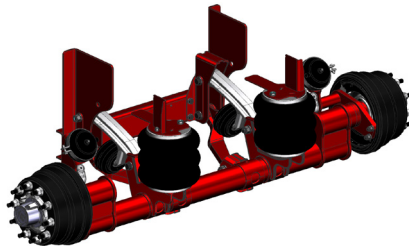
# HENDRICKSON LIFT AXLE ORDERING GUIDE: COMPOSILITE® EXF TRUCK, 13K (NON-STEER)

This **ORDERING GUIDE** is intended to assist you in the selection of Hendrickson COMPOSILITE® EX Lift Axles for Truck (13K, Non-Steer). For comprehensive information on other available Hendrickson models, options and pricing, contact HENDRICKSON CUSTOMER SERVICE at 800.660.2829 (US and Canada) or liftaxle@hendrickson-intl.com. Your Hendrickson Customer Service Representative can help you complete this form.

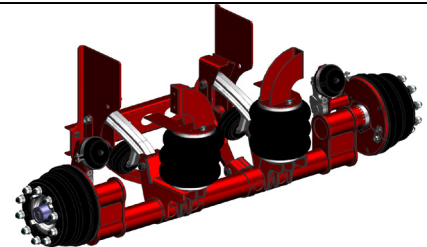
Company:	Name:	Telephone:
Email:	Fax:	Location:

**STEP 1:** Please Select the Required **SUSPENSION TYPE:**

Standard



Roll-Off



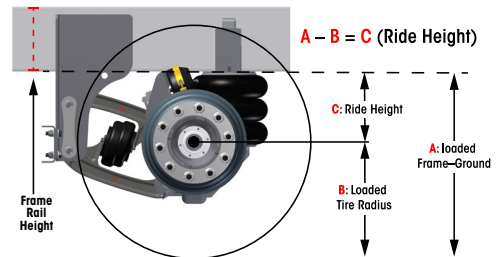
**STEP 2:** Please Select the Required **BRAKE TYPE:**

Drum Brakes

Bendix ADB22x Air Disc Brakes

**STEP 3a:** Please Select Required **RIDE HEIGHT:**

10.5" RIDE HEIGHT	11.5" RIDE HEIGHT	12.5" RIDE HEIGHT
13.5" RIDE HEIGHT	14.5" RIDE HEIGHT	15.5" RIDE HEIGHT
16.5" RIDE HEIGHT	17.5" RIDE HEIGHT	18.5" RIDE HEIGHT
19.5" RIDE HEIGHT	20.5" RIDE HEIGHT	21.5" RIDE HEIGHT



**Notes:** If you do not know how to calculate Ride Height, please go to Step 3b.

**STEP 3b** If You Are Not Sure How to Calculate **Ride Height**, Please Provide Us with the Following:

Vehicle's Primary Suspension Type:	Air Ride	Chalmers	HAULMAX®	Mechanical
Dimension (inches): Bottom of Frame Rail to <b>Ground</b> (at axle mount):	Loaded:	Unloaded:		
Preferred Tire Size:				

**Notes:** \*Frame Rail Height is used in the calculation to assure proper tire clearance in relation to the vehicle's body, trailer bed, etc.

**STEP 3c** Please provide us with the following information to verify **Clearance** for your application:

Frame rail height:	Is this a "Pusher application (lift axle in front of drive axle)?:	<b>YES</b>	<b>NO</b>
Bottom of frame rail to bottom of <b>Driveline</b> (at mounting location):			

**Notes:** "Bottom of the frame to bottom of driveline" is used to assure proper clearance of the axle to driveline in the lifted position.

<b>Step 4:</b>	Please Select <b>FRAME WIDTH/ADJUSTABILITY</b> Options (Select One):			
	33.5" Frame Width	34.0" Frame Width	34.5" Frame Width	
	Adjustable built to 34.0" with included spacers for full range from 33.5" to 34.5". Also includes ride-height spacers.			

<b>Step 5:</b>	Please Select <b>WHEEL-END</b> (Hub & Drum) options:			
<b>See Page 4!</b>	Do you require <b>WHEEL ENDS?</b>	YES	NO	<b>If you selected "No", go directly to Step 7.</b>
	Do you require <b>ABS READY?*</b>	YES	NO	<b>*ABS sensor NOT included. ABS Sensor Kit part #: 008245-1</b>
	Hub material (select one):	DUCTILE IRON	AUSTEMPERED DUCTILE IRON	ALUMINUM

<b>Step 6:</b>	Please Select <b>HUB OPTIONS</b> (select only one):			
	Oil 80w/90			
	Oil 75w/90 (Synthetic)			
	Semi-Fluid Grease			
<b>Notes:</b>	Contact Hendrickson Customer Service for information regarding availability of TIREMAAX® tire inflation systems.			

<b>Step 7:</b>	Please Select an Option for <b>DUST SHIELDS:</b>	
	DUST SHIELDS INSTALLED	NO DUST SHIELDS

<b>Step 9:</b>	Please select an option for <b>BRAKE CHAMBERS:</b>	
	Drum Brakes	Air-Disc Brakes
	TYPE 20, 2.25-INCH STROKE BRAKE CHAMBERS (Recommended)	TYPE 14 BRAKE CHAMBERS (Required)
	TYPE 20L, 2.50-INCH STROKE BRAKE CHAMBERS	
	TYPE 16, 2.25-INCH STROKE BRAKE CHAMBERS	
	TYPE 20-24, 2.50-INCH STROKE BRAKE CHAMBERS	
	NO BRAKE CHAMBERS	

<b>Step 10:</b>	Please select a <b>Pre-Plumb</b> option:	
	Not Pre-plumbed	Pre-plumbed with <u>no</u> tank; brake lines only
	Pre-plumbed with tank	Pre-plumbed with air-line kit

<b>Step 11:</b>	Please Select <b>DRUM FACE-TO-DRUM FACE</b> measurement:	
	<b>FF Spindle: DRUM BRAKE</b>	<b>FF Spindle: AIR DISC BRAKE</b>
	82.1" (70.1" Short Track) [Previously FX Option D]	82.9" (70.8" Short Track) [Previously FX Option D]
<b>Recommended</b>	93.9" (81.9" Standard Track) [Previously FX Option E & S]	94.6" (82.6" Standard Track) [Previously FX Option E & S]
<b>Notes:</b>	For information on additional spindle options, please contact Hendrickson Customer Service. Track (+/- 0.5") assumes 6.02" offset, 7/16" thick steel wheels.	

**Step 12:**Please select options for **AIR CONTROL KIT SPECIFICATIONS:****SELECT CONTROL MOUNTING STYLE (CHOOSE ONE OPTION):**

Inside cab	Outside on Frame	Maryland Spec.	No Control Requested
------------	------------------	----------------	----------------------

**IF OUTSIDE ON FRAME (CHOOSE ONE OPTION):**

Steel Box	Composite Box	
-----------	---------------	--

**IF LOCK-STRAIGHT OPTION SELECTED (CHOOSE ONE OPTION):**

Lift & Lock Straight Reverse	Down & Lock in Reverse	
------------------------------	------------------------	--

**NOTES:**

If you have an application or requirement not covered by Ordering Guide H827, please explain below; a Hendrickson Technical Support representative will contact you shortly.



*The World Rides On Us®*

**Important Information for Hendrickson Customers:**

**Wheel-End & Hub Options:** Any lift axle and suspension system's weight rating is limited by the lowest rating of any constituent component installed into or onto that system. The tire and rim specifications, orientation and load location can also affect the rating of the hubs and hence the axle and suspension system rating as a whole. It is the installer's responsibility to ensure that the axle and suspension system rating (which may be reduced, as indicated above) is not exceeded. Failure to do this can result in damage to the axle and suspension system. A particular concern is the possible "de-rating" of suspension capacity when using offset (dished-out or dished-in) wheels, a situation that can put an excessive load on the bearings and spindle, which can lead to reduced service life and mechanical failures. When utilizing hubs, wheels or bearings not supplied by or recommended by Hendrickson or when replacing Hendrickson-supplied hubs and/or bearings with components not supplied by Hendrickson, it is the buyer's responsibility to consult with the suppliers of those components and all associated supplier literature to assure that the rated capacity of the axle and suspension system or its sub-assemblies will not be exceeded.

**Hendrickson Customer Service:** If you have questions about this Ordering Guide or the **EXF NON-STEER Lift Axles** for TRUCK applications, please contact Hendrickson Technical Services by phone 800.660.2829 or e-mail: [liftaxletech@hendrickson-intl.com](mailto:liftaxletech@hendrickson-intl.com).

**Hendrickson Genuine Parts:** For long service life and optimal performance, use only **Hendrickson Genuine Parts** when servicing your lift-axle suspensions system.

[www.hendrickson-intl.com](http://www.hendrickson-intl.com)

**HENDRICKSON AUXILIARY AXLE SYSTEMS**

277 North High Street  
Hebron, OH 43025 USA  
800.660.2829 Fax 740.929.5601  
Customer Service: [liftaxle@hendrickson-intl.com](mailto:liftaxle@hendrickson-intl.com)  
Tech Support/Warranty: [liftaxletech@hendrickson-intl.com](mailto:liftaxletech@hendrickson-intl.com)

*for* **ENGINEERED  
EFFICIENCY**

**Hendrickson Canada**

250 Chrysler Drive, Unit #3  
Brampton, ON Canada L6S 6B6  
800.668.5360  
905.789.1030 • Fax 905.789.1033