


# **H** HAULMAAX®/ COMPOSILITE® SC

## Suspension Solutions for Rear Discharge Mixers

In a market that requires durable, lightweight suspensions, HAULMAAX® heavy-duty vocational suspension and COMPOSILITE® SC steerable or FX non-steerable lift axles deliver outstanding performance and reliability.



HAULMAAX®



COMPOSILITE® SC

To learn more about HAULMAAX  
and COMPOSILITE SC, visit  
[www.hendrickson-intl.com](http://www.hendrickson-intl.com)

**H** HENDRICKSON  
*The World Rides On Us®*

### MAAXimize Payload and Durability

Suspension weight is reduced for greater payloads and improved durability through innovative design, higher strength materials and advanced manufacturing methods. Proven with extensive vehicle durability and laboratory testing, HAULMAAX® delivers the reliability and quality you've come to expect from Hendrickson, the leader in suspension technology.

#### Hendrickson Rods

- Improve cornering by controlling lateral forces
- Transverse rods ensure maximum lateral axle control and straight line suspension stability
- Longitudinal rods engineered to optimize resistance to wind up during acceleration and braking

#### Saddle and Frame Bracket

- Lightweight, modular design simplifies installation

#### Progressive Load Spring

- Newly designed to always engage for smoother ride and additional stability
- Eliminates shim adjustments for lower maintenance\*\*

#### Premium Rubber Bolster Springs

- The unique design works with the Progressive Load Spring to deliver unparalleled empty ride quality and loaded stability

#### Bar Pin End Connection

- Rugged axle connection extends bushing life and allows easy axle alignment and serviceability

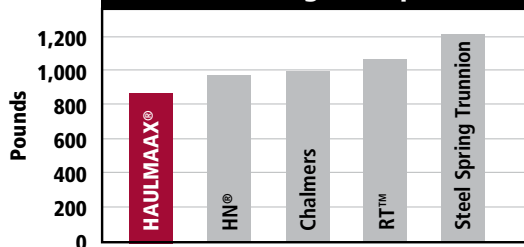
#### Equalizing Beam

- Formed and robotically-welded beam provides a narrow profile for weight savings
- Distributes load equally between both axles for improved maneuverability, stability and handling
- Lowers the center of gravity to increase stability
- Establishes a solid axle connection for improved handling
- Center bushing eliminated for reduced maintenance

#### Shock Absorbers

- Provide additional driver comfort
- Required for tractor applications
- Available as production or aftermarket options

46,000 lbs. Weight Comparison\*



\* Weight includes the suspension system and related components. Above data is based upon internal testing and/or published specifications. Actual product specifications and performance may vary depending upon suspension and vehicle configuration, operation, service and other factors.

\*\* For most applications.



# **COMPOSILITE® SC** Steerable Lift Axle

COMPOSILITE® SC was designed with features to assist both installers and end users alike. During installation, COMPOSILITE SC offers the versatility of a shorter, cleaner lift axle package for front discharge mixer configurations. In the field, end users get the benefits of increased payload due to the COMPOSILITE SC's lightweight design. In addition, the PACE Award winning CTR Compliant Tie Rod provides reduced maintenance, less lubrication, less downtime, less replacement components and with built-in design features geared toward absorbing road undulations and improved maneuverability.

## Optimized Package Design

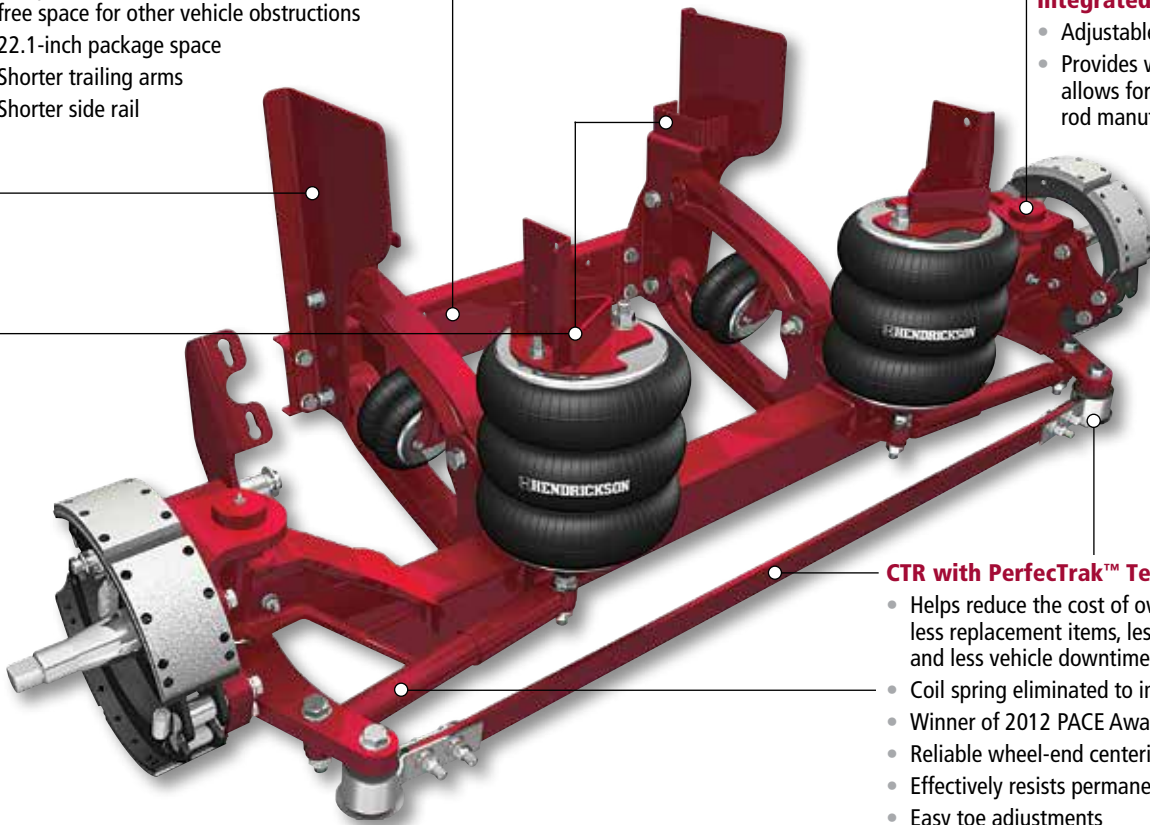
- Allows for multi-axle configurations and provides drive-line clearance and free space for other vehicle obstructions
- 22.1-inch package space
- Shorter trailing arms
- Shorter side rail

## Adjustable Frame Width Feature

- Allows stocking of one suspension to meet frame width requirements of 33.5 to 34.5 inches

## Integrated Knuckle

- Adjustable for custom requests
- Provides weight reduction and allows for steering arm and tie rod manufacturing flexibility



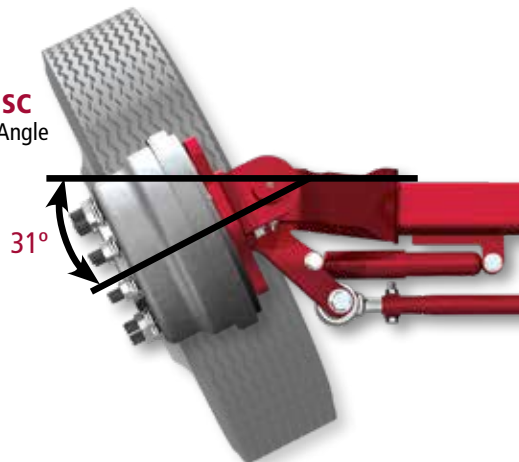
## Adjustable Ride Height

- Accommodates a 4-inch ride height range

## CTR with PerfectTrak™ Technology

- Helps reduce the cost of ownership with less replacement items, less maintenance and less vehicle downtime
- Coil spring eliminated to improve damper life
- Winner of 2012 PACE Award for Innovation
- Reliable wheel-end centering
- Effectively resists permanent deformation
- Easy toe adjustments
- Lubrication-free connection
- 3-year limited warranty package\*

## COMPOSILITE SC Steerable Turning Angle



\* Contact your local Hendrickson representative for complete warranty terms, conditions and limitations.




# HAULMAAX<sup>®</sup> Specifications

	<b>HMX 400</b>	<b>HMX 460</b>
<b>Installed Weight<sup>1</sup> (54 in. axle spacing)</b>	855 lbs.	861 lbs.
<b>Suspension Rating</b>	40,000 lbs.	46,000 lbs.
<b>GVW Approval<sup>2</sup></b>	73,000 lbs.	80,000 lbs.
<b>GCW Approval</b>	160,000 lbs.	190,000 lbs.
<b>Site Travel Rating<sup>3</sup></b>	55,000 lbs.	60,000 lbs.
<b>Diagonal Articulation<sup>4</sup></b>	17 in.	17 in.
<b>Lift Axles</b>	Approved	Approved
<b>Ride Heights (loaded)<sup>5</sup></b>	9.5 in., 10.5 in., 11.5 in., 13.25 in., 15.5 in.	9.5 in., 10.5 in., 11.5 in., 13.25 in., 15.5 in.
<b>Axle Spacing<sup>6</sup></b>	52 in., 54 in., 60 in., 72.5 in.	52 in., 54 in., 60 in., 72.5 in.
<b>Shock Absorber Applications<sup>7</sup></b>	Tractors, Logging	Tractors, Logging

Hendrickson approves the use of HAULMAAX in the following vocational truck applications: dump, concrete mixer, refuse, logging, crane / boom, platform and fire / rescue. All such applications must comply with applicable Hendrickson specifications and must also be approved by the respective vehicle manufacturer with the vehicle in its original, as-built configuration.

1. Installed weight includes complete suspension, torque rods, axle brackets and frame brackets; add 31 lbs. for shock absorbers.
2. Contact Hendrickson for applications that may exceed GVW approval ratings.
3. Site travel rating — operators using vehicles equipped with liftable pusher or tag axles must not exceed published ratings. Ratings are limited to no more than five percent of vehicle operation at speed not to exceed five mph. Liftable pusher or tag axles should only be raised (or unloaded) to improve vehicle maneuverability in off-road use or when vehicle is empty. Site travel ratings are consistent with published axle manufacturer's limitations. Axle and suspension site travel specifications must not be exceeded.
4. Suspension articulation may exceed vehicle's capability and may be limited by vehicle manufacturer; vehicle manufacturer installed axle stops may restrict suspension's articulation.
5. HAULMAAX ride height measurements are taken from the centerline of the axle to the bottom of the truck frame.
6. Contact Hendrickson for availability of beam lengths.
7. Shock absorbers are required in tractor and logging applications. Ride and traction may be improved in other applications with shock absorbers. Ride performance can be subjective and may be dependent on many factors beyond the suspension design such as cab suspension, road conditions, body/auxiliary equipment, frame specifications, etc. Contact Hendrickson or your truck manufacturer/dealer for further information.



Optional shock absorbers

# COMPOSILITE<sup>®</sup> SC Specifications

MODEL	MAXIMUM CAPACITY (lbs.)	APPLICATION WEIGHT (lbs.)	RIDE HEIGHTS (inches +/- 1")	TRAVEL (inches)	LIFT (inches)	WHEEL CUT (degrees)	PACKAGING SPACE (inches)
SCT08	8,000	735	12.5 - 20.5	13	10	31	22.1
SCT10	10,000	735	12.5 - 20.5	13	10	31	22.1
SCT13	13,500	848	8.5 - 18.5	13	10	31	22.1
SCT20	20,000	1,357	9.5 - 13.5	12	9	25	26.5
SCH - High Lift	13,500	1,133	10.5 - 20.5	Up to 24	Up to 20	27	28.4



SCH10-High Lift



SCT13

Actual product performance may vary depending upon vehicle configuration, operation, service and other factors.

All applications must comply with applicable Hendrickson specifications and must be approved by the respective vehicle manufacturer with the vehicle in its original, as-built configuration. Contact Hendrickson for additional details regarding specifications, applications, capacities, and operation, service and maintenance instructions.

Call Hendrickson at **630.910.2800** or **855.RIDERED (743.3733)** for additional information.



www.hendrickson-intl.com

**TRUCK COMMERCIAL VEHICLE SYSTEMS**  
 800 South Frontage Road  
 Woodridge, IL 60517-4904 USA  
 855.RIDERED (743.3733)  
 630.910.2800 • Fax 630.910.2899

45745-414 Rev B 05-19

© 2016 – 2019 Hendrickson USA, L.L.C. All Rights Reserved. All trademarks shown are owned by Hendrickson USA, L.L.C., or one of its affiliates, in one or more countries. Information contained in this literature was accurate at the time of publication. Product changes may have been made after the copyright date that are not reflected.

Printed in United States of America