



# HENDRICKSON LIFT AXLE ORDERING GUIDE: COMPOSILITE® EXS TRUCK, 8K/10K/13K (STEERABLE)

This ORDERING GUIDE is intended to assist you in the selection of Hendrickson COMPOSILITE® EX Lift Axles for Truck (8K/10K/13K, Steerable). For comprehensive information on other available Hendrickson models, options and pricing, contact HENDRICKSON CUSTOMER SERVICE at 800.660.2829 (US and Canada) or liftaxle@hendrickson-intl.com. Your Hendrickson Customer Service Representative can help you complete this form.

Company:	Name:	Telephone:
Email:	Fax:	Location:

**STEP 1:** Please select the required **MOUNTING TYPE/AXLE CAPACITY:**

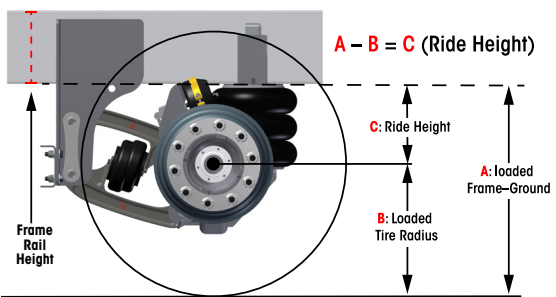
Standard	Roll-Off
	
<b>8K      10K      13K</b>	<b>8K      10K      13K</b>

**STEP 2:** Please select the required **BRAKE TYPE:**

Drum Brakes	Bendix ADB22x Air Disc Brakes
-------------	-------------------------------

**STEP 3a:** Please select your **RIDE HEIGHT:**

8.5" RIDE HEIGHT	13.5" RIDE HEIGHT	18.5" RIDE HEIGHT
9.5" RIDE HEIGHT	14.5" RIDE HEIGHT	19.5" RIDE HEIGHT
10.5" RIDE HEIGHT	15.5" RIDE HEIGHT	20.5" RIDE HEIGHT
11.5" RIDE HEIGHT	16.5" RIDE HEIGHT	
12.5" RIDE HEIGHT	17.5" RIDE HEIGHT	



**A - B = C (Ride Height)**

**C:** Ride Height

**B:** Loaded Tire Radius

**A:** Loaded Frame-Ground

**Notes:** If you do not know how to calculate Ride Height, please go to Step 3b ↓

**STEP 3b** If You Are Not Sure How to Calculate **Ride Height**, Please Provide Us with the Following:

Vehicle's Primary Suspension Type:	Air Ride	Chalmers	HAULMAAX®	Mechanical: M-Ride	or T-Ride	or Other
Dimension (inches): Bottom of Frame Rail to <b>Ground</b> (at axle mount):	Loaded:		Unloaded:			
Preferred Tire Size:						

**Notes:** \*Frame Rail Height is used in the calculation to assure proper tire clearance in relation to the vehicle's body, trailer bed, etc.

<b>STEP 3c</b>	Please provide us with the following information to verify <b>Clearance</b> for your application:		
	Frame rail height:	Is this a "Pusher application (lift axle in front of drive axle)?:	<b>YES</b> <b>NO</b>
	Bottom of frame rail to bottom of <b>Driveline</b> (at mounting location):		
<b>Notes:</b>	<b>"Bottom of the frame to bottom of driveline" is used to assure proper clearance of the axle to driveline in the lifted position.</b>		

<b>Step 4:</b>	Please Select <b>FRAME WIDTH/ADJUSTABILITY</b> Options (Select One):		
	33.5" Frame Width	34.0" Frame Width	34.5" Frame Width
	Adjustable built to 34.0" with included spacers for full range from 33.5" to 34.5". Also includes ride-height spacers.		

<b>Step 5:</b>	Please Select <b>WHEEL-END</b> (Hub & Drum) options:			
<b>See Page 4!</b>	Do you require <b>WHEEL ENDS?</b>	YES	NO	<b>If you selected "No", go directly to Step 7.</b>
	Do you require <b>ABS READY?*</b>	YES	NO	<b>*ABS sensor NOT included. ABS Sensor Kit part #: 008245-1</b>
	Hub material (select one):	DUCTILE IRON	AUSTEMPERED DUCTILE IRON	ALUMINUM

<b>Step 6:</b>	Please Select <b>HUB OPTIONS</b> (select only one):		
	Oil 80w/90		
	Oil 75w/90 (Synthetic)		
	Semi-Fluid Grease (Required for 8K and 10K wheel ends.)		

<b>Step 7:</b>	Please select an option for <b>DUST SHIELDS</b> :	
	DUST SHIELDS INSTALLED	NO DUST SHIELDS

<b>Step 8:</b>	Please select an option for <b>LOCK-STRAIGHT</b> :	
	Lock-Straight Components INSTALLED	Lock-Straight Components <u>NOT</u> INCLUDED
<b>Notes:</b>	All COMPOSILITE EXS axles are shipped Lock-Straight ready. A bolt-on Lock-Straight kit can be added at any time.	

<b>Step 9:</b>	Please select an option for <b>BRAKE CHAMBERS</b> :	
	Drum Brakes	Air-Disc Brakes
	TYPE 20, 2.25-INCH STROKE BRAKE CHAMBERS (Recommended)	TYPE 14 BRAKE CHAMBERS (Required)
	TYPE 20L, 2.50-INCH STROKE BRAKE CHAMBERS	
	TYPE 16, 2.25-INCH STROKE BRAKE CHAMBERS	
	TYPE 20-24, 2.50-INCH STROKE BRAKE CHAMBERS	
	NO BRAKE CHAMBERS	

<b>Step 10:</b>	Please select a <b>Pre-Plumb</b> option:	
	Not pre-plumbed	Pre-plumbed with <u>no</u> tank; brake lines only
	Pre-plumbed with tank	Pre-plumbed with air-line kit

**Step 11:**Please select options for **AIR CONTROL KIT SPECIFICATIONS:****SELECT CONTROL MOUNTING STYLE (CHOOSE ONE OPTION):**

Inside cab

Outside on Frame

Maryland Spec.

No Control Requested

**IF OUTSIDE ON FRAME (CHOOSE ONE OPTION):**

Steel Box

Composite Box

**IF LOCK-STRAIGHT OPTION SELECTED (CHOOSE ONE OPTION):**

Lift &amp; Lock Straight Reverse

Down &amp; Lock in Reverse

**NOTES:**

If you have an application or requirement not covered by Ordering Guide H827, please explain below; a Hendrickson Technical Support representative will contact you shortly.



*The World Rides On Us®*

**Important Information for Hendrickson Customers:**

**Wheel-End & Hub Options:** Any lift axle and suspension system's weight rating is limited by the lowest rating of any constituent component installed into or onto that system. The tire and rim specifications, orientation and load location can also affect the rating of the hubs and hence the axle and suspension system rating as a whole. It is the installer's responsibility to ensure that the axle and suspension system rating (which may be reduced, as indicated above) is not exceeded. Failure to do this can result in damage to the axle and suspension system. A particular concern is the possible "de-rating" of suspension capacity when using offset (dished-out or dished-in) wheels, a situation that can put an excessive load on the bearings and spindle, which can lead to reduced service life and mechanical failures. When utilizing hubs, wheels or bearings not supplied by or recommended by Hendrickson or when replacing Hendrickson-supplied hubs and/or bearings with components not supplied by Hendrickson, it is the buyer's responsibility to consult with the suppliers of those components and all associated supplier literature to assure that the rated capacity of the axle and suspension system or its sub-assemblies will not be exceeded.

**Hendrickson Customer Service:** If you have questions about this Ordering Guide or the **EXS Steerable Lift Axle** for trailer applications, please contact Hendrickson Technical Services by phone 800.660.2829 or e-mail: [liftaxletech@hendrickson-intl.com](mailto:liftaxletech@hendrickson-intl.com).

**Hendrickson Genuine Parts:** For long service life and optimal performance, use only **Hendrickson Genuine Parts** when servicing your lift-axle suspensions system.

[www.hendrickson-intl.com](http://www.hendrickson-intl.com)

**HENDRICKSON AUXILIARY AXLE SYSTEMS**

277 North High Street  
Hebron, OH 43025 USA  
800.660.2829 Fax 740.929.5601  
Customer Service: [liftaxle@hendrickson-intl.com](mailto:liftaxle@hendrickson-intl.com)  
Tech Support/Warranty: [liftaxletech@hendrickson-intl.com](mailto:liftaxletech@hendrickson-intl.com)

*for* **ENGINEERED  
EFFICIENCY**

**Hendrickson Canada**

250 Chrysler Drive, Unit #3  
Brampton, ON Canada L6S 6B6  
800.668.5360  
905.789.1030 • Fax 905.789.1033