

H TECHNICAL BULLETIN

PRIMAAX® EX / FIREMAAX® EX U-beam Assembly Service Kits

SUBJECT: Enhanced Support Beam Assembly

LIT NO: SEU-0228


DATE: July 2009

REVISION: B

IMPORTANT NOTICE

Effective March of 2009, new enhanced support beam assemblies (Part No. 66311-XXX) were phased into production with the launch of the PRIMAAX® EX and FIREMAAX® EX suspension systems. The new design of the support beam assemblies features integrated end caps and air spring retainers (see Figure 1) for fewer parts and increased durability. The new beam assemblies are intended for all approved PRIMAAX EX and FIREMAAX EX applications.

FIGURE 1



THE NEW DESIGN

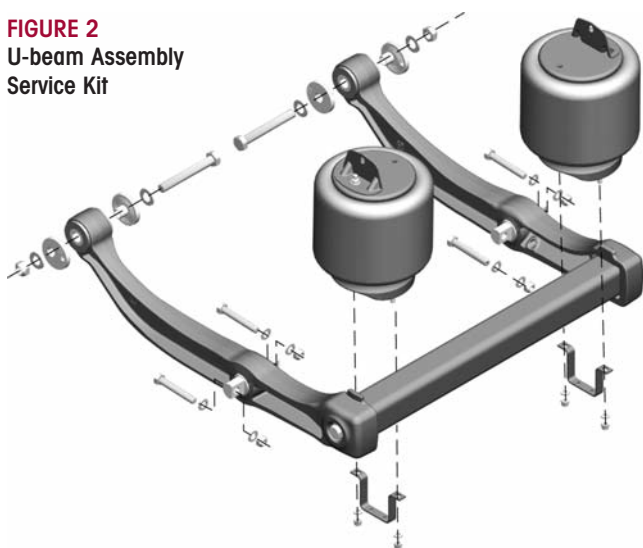
- Provides greater durability in approved applications
- Remains consistent with the ride quality and stability of the original design

U-BEAM ASSEMBLY SERVICE KITS

The new support beam assemblies are available in the following U-beam assembly kits for aftermarket service purposes, see chart on page 2. All PRIMAAX EX and FIREMAAX EX, as well as all prior PRIMAAX and FIREMAAX suspensions can be serviced with these kits. Each service kit is intended for servicing the associated suspension parts on one axle, and includes two support beam assemblies, one cross tube, two air spring assemblies, air spring hardware, QUIK-ALIGN® hardware and D-pin hardware, see Figure 2.

FIGURE 2

U-beam Assembly
Service Kit



U-beam Assembly Service Kit Contents*

U-beam Assembly
Two Air Spring Assemblies
Lower Air Spring Fasteners
D-pin Fasteners
Quik-Align® Collars and Fasteners

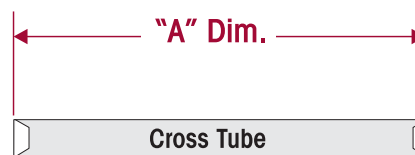
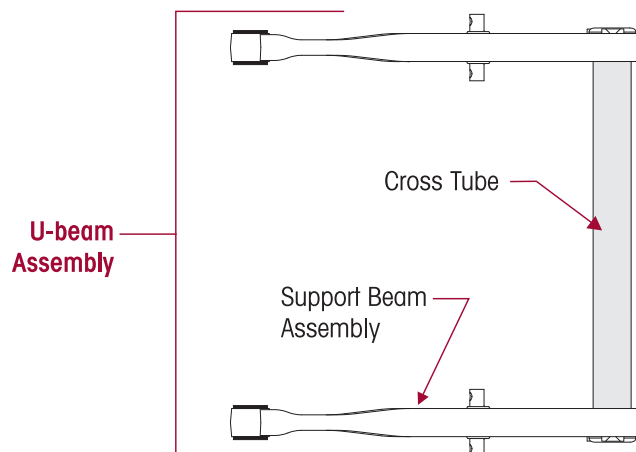
NOTE

* Vehicles equipped with PRIMAAX EX • FIREMAAX EX • PRIMAAX • FIREMAAX require the following kits:

- *Single axle suspension* requires one forward service kit
- *Tandem axle suspensions* require one forward and one rear service kit
- *Tridem axle suspensions* require two forward and one rear service kit



Aftermarket U-beam Assembly Service Kit No.	Drive Axle	Vehicle Manufacturer	Frame Width	Cross Tube 60912-1XX	Cross Tube "A" Dim (See below)	CROSS-REFERENCE		
						New U-beam Assembly 67249-XXX	Former U-beam Assembly 66659-XXX	
PRIMAAX EX 232 / 462 / 692 • FIREMAAX EX 242 / 482								
PRIMAAX 230 / 460 / 690 • FIREMAAX 240 / 480								
60961-237	Forward	Volvo • Mack	33.5"	-105	41 15/32"	-002	-002	
60961-238	Rear					-001	-001	
60961-235	Forward	Kenworth • Western Star • All Fire/Rescue (Except Spartan)	34.0"	-101	41 15/32"	-004	-004	
60961-236	Rear					-003	-003	
60961-247	Forward	IPI • Advance • Oshkosh	34.0" Tall (Fab. Hanger)	-101	41 15/32"	-008	-008	
60961-248	Rear					-007	-007	
60961-251	Forward		34.0" Tall (Cast Hanger)	-101	41 15/32"	-008	-008	
60961-252	Rear					-007	-007	
60961-241	Forward	Freightliner • Sterling • Autocar	34.3"	-103	41 25/32"	-012	-012	
60961-242	Rear					-011	-011	
60961-239	Forward	Freightliner • Sterling	34.5"	-102	41 31/32"	-010	-010	
60961-240	Rear					-009	-009	
60961-261	Forward	International	34.3"	-103	41 25/32"	-012	-012	
60961-262	Rear					-011	-011	
60961-263	Forward		34.5"	-102	41 31/32"	-010	-010	
60961-264	Rear					-009	-009	
60961-243	Forward		34.8"	-109	42 9/32"	-024	-024	
60961-244	Rear					-023	-023	
60961-245	Forward		Spartan	35.0"	-107	42 15/32"	-018	-018
60961-246	Rear						-017	-017
PRIMAAX EX 262 / 522 / 782 • FIREMAAX EX 272 / 542								
PRIMAAX 260 / 520 / 780 • FIREMAAX 270 / 540								
60961-253	Forward	Kenworth • Western Star • All Fire/Rescue (Except Spartan)	34.0"	-101	41 15/32"	-006	-006	
60961-254	Rear					-005	-005	
60961-257	Forward	Freightliner	34.3"	-103	41 25/32"	-016	-016	
60961-258	Rear					-015	-015	
60961-255	Forward		34.5"	-102	41 31/32"	-014	-014	
60961-256	Rear					-013	-013	
60961-259	Forward	International	34.8"	-109	42 9/32"	-026	-026	
60961-260	Rear					-025	-025	



To measure length "A" Dimension properly:

- Remove cross tube from the suspension's existing U-beam assembly.
- **End to end** measurement is needed to determine the proper U-beam assembly aftermarket service kit part number.



KIT INSTALLATION

The U-beam assembly aftermarket service kits are designed for both the new and former U-beam assemblies and their related components on one axle and do not require additional drilling or modifications.



WARNING

DO NOT USE A COMBINATION OF NEW AND FORMER SUPPORT BEAM ASSEMBLIES ATTACHED TO THE SAME (AXLE) CROSS TUBE. USE OF DIFFERENT SUPPORT BEAM ASSEMBLIES AND/OR AIR SPRINGS ON THE SAME (AXLE) CROSS TUBE CAN RESULT IN VEHICLE LEAN AND/OR VEHICLE HANDLING PROBLEMS. IT IS ALLOWABLE TO HAVE DIFFERENT U-BEAM ASSEMBLY TYPES ON DIFFERENT AXLES.

- The new design requires the installation of the new support beam assembly on both sides of the same axle/cross tube.
- Vehicles equipped with the former support beam design can continue to be serviced with the former support beam (Part No. 66345-XXX) or former U-beam assembly (Part No. 66659-XXX) if so desired, or replaced with the new design U-beam assembly service kit (See chart on page 2).

Follow the PRIMAAX EX • FIREMAAX EX • PRIMAAX • FIREMAAX component replacement procedures and safety instructions in Hendrickson Technical Publication number 17730-238 to install the U-beam assembly service kits. Visit Hendrickson's website for the latest version of 17730-238.

Refer any questions regarding this publication to Hendrickson Tech Services at 630.910.2800 or email: techservices@hendrickson-intl.com. Visit our website for more information on Hendrickson products, www.hendrickson-intl.com.

www.hendrickson-intl.com



Truck Systems Group
800 South Frontage Road
Woodridge, IL 60517-4904 USA

630.910.2800
Fax 630.910.2899