

FIBER_SURF

BUMPER

TECHNOLOGY

THAT'S

AHEAD OF

THE REST

ALL MAKES BUMPER CATALOG



For The Road Ahead™

H HENDRICKSON



NEW BUMPER PRODUCTS

COMPOSITE FIBER TECHNOLOGY



- Durable polyurethane/polyester matrix for impact resistance
- Easy installation
- Minimal mounting hardware
- Low cost single piece bumper
- Lightweight
- Paintable finish
- Advanced Continuous Fiber Composite technology

• 0290CFT Freightliner Century Class

Call Hendrickson for more CFT products coming in 2002!

AERO CLAD® STAINLESS STEEL CLAD ALUMINUM



- Lightweight for better fuel economy
- Bright mirrored finish
- Durable
- Finish 10-times thicker than chrome
- Resists corrosion
- Will not crack, pit, peel, rust or fade
- Minor abrasions can be buffed
- Full five year warranty
- Stainless steel bonded to an aluminum substrate

7250SSC	0293SSC	0278SSC	0414SSC	0650SSC
0250SSCSQ	7646SSC	0280SSC	0415SSCSQ	0651SSC
7251SSC	0647SSC	0295SSC	0420SSC	0643SSC
0251SSCSQ	0275SSC	0296SSC	0421SSC	0644SSC
7252SSC	0276SSC	0297SSC	0502SSCSQ	0804SSCSQ
0252SSCSQ	0279SSC	0298SSC	0503SSCSQ	0910SSCSQ
0292SSC	0277SSC	0413SSC	0562SSC	

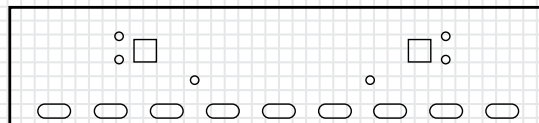
SOLID STAINLESS STEEL



- Full five year warranty
- Bright mirrored finish
- Resists corrosion
- Will not crack, pit, peel, rust or fade
- As durable as a steel bumper
- Improved lead time
- Minor abrasions can be buffed

0804STQ	0209STQ
0805STQ	0209NLSTQ
0415STQ	0502STQ

BUILD-A-BUMPER



- Can't find what you are looking for?
- Need something which makes your truck unique?
- Have a hard to find bumper design?
- Have the piece of mind that you are buying a top quality product from the industry leader for heavy duty truck parts.

See last page of catalog. Complete the form and fax to Hendrickson at 815-727-4086.



A L L M A K E S B U M P E R C A T A L O G

For The Road Ahead™



Welcome to the Hendrickson All Makes Bumper Program

A QUALITY BACKGROUND

Since 1990, Hendrickson, the acknowledged leader in the supply of metal bumpers to the Commercial Vehicle industry, has provided quality, aftermarket bumpers to dealers of ALL major North American truck manufacturers.

STYLES AND MODELS

The Hendrickson All Makes program provides the most complete product range available. The program is designed to meet all your requirements for flat face corporate shapes, Texas Squares and the very latest in aerodynamic designs.

HENDRICKSON AERO CLAD® — STAINLESS STEEL CLAD ALUMINUM BUMPERS

Hendrickson is proud to include the AERO CLAD bumper range to the All Makes program.

AERO CLAD is the superior alternative to chrome.

AERO CLAD bumpers combine stainless steel and aluminum to provide light weight, extremely durable bumpers with a mirror bright finish.

AERO CLAD bumpers typically provide 40%-60% weight savings over hot rolled steel, and will NOT crack, peel or rust—Guaranteed!

AERO CLAD bumpers are sold with a Full 5-Year Warranty.

KNOWLEDGE

We understand what you expect in trucking components. That's why Hendrickson has established long-term customer relationships spanning over 60 years. And most importantly, we know how to supply top quality, cost effective products to you while providing outstanding customer service with a continued commitment to excellence.



Understanding the All Makes Program

PARTS NUMBERING SYSTEM:

PART TYPE

100-199	Ford
200-299	Freightliner
300-399	GMC
400-499	International
500-599	Kenworth
600-699	Mack
700-799	Blank
800-899	Peterbilt
900-903	Volvo
904-911	Western Star
Example:	Part #0100SQ
	0 = Ten gauge steel
	100 = Ford
	SQ = Texas Square

MATERIAL THICKNESS

0 = Ten Gauge Steel
7 = Seven Gauge Steel

ROAD LIGHT SIZES

Oval is 6.75 x 2.75 with 1.375 radius on ends
Round is 2.31" diameter

MATERIAL ABBREVIATIONS

SQ = Texas Square
SSC = Stainless steel clad aluminum
SSCSQ = Stainless steel clad aluminum Texas Square
STQ = Solid stainless steel Texas Square
CFT = Continuous Fiber Composite Technology

Order/Reorder Requirements: Direct questions to Hendrickson Customer Service at 1-800-356-6737, or OEM Customer Service Division.

Freight Policy: Direct questions to Hendrickson Customer Service at 1-800-356-6737, or OEM Customer Service Division.

Inquiries: Questions regarding literature, order status and product information may be directed to Hendrickson Customer Service at 1-800-356-6737 / Fax 1-815-727-4086.

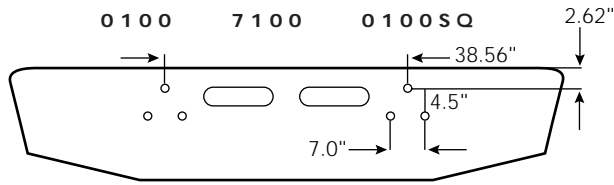
Warranty & Return Policy: Steel Chrome—6 months from date of sale for materials and workmanship. Direct questions to your OEM claims administrator.

Stainless Steel Clad Aluminum—5 years from date of sale, direct questions to your OEM claims administrator.

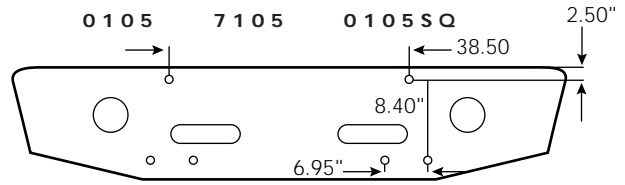
Solid Stainless Steel—5 years from date of sale, direct questions to your OEM claims administrator.



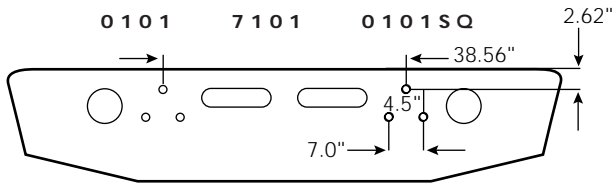
FORD



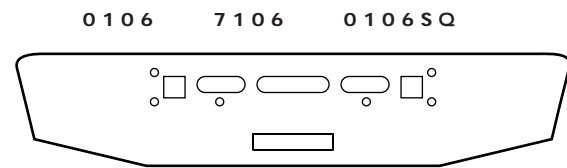
Ford L-Series conventional fits LN-LT-LTN, 800, 900, 8000, 9000. Tow holes only. Fits truck with 6V92 Detroit engine or 300 Cummins engine. 1988 or newer. (Axle forward only.)



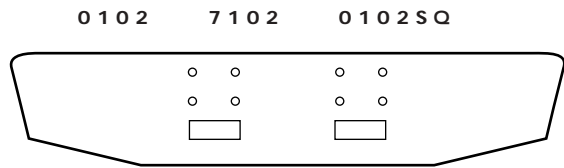
Ford L-Series conventional fits 8000, 9000 with 6V92 Detroit engine or 300 Cummins engine only. Light holes and tow holes. Pre-1988 models only.



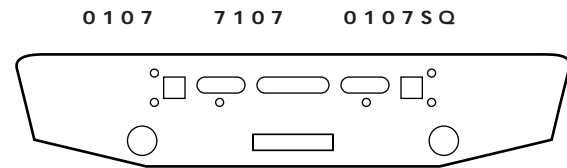
Ford L-Series conventional fits LN-LT-LTN, 800, 900, 8000, 9000. Light holes and tow holes. Fits truck with 6V92 Detroit engine or 300 Cummins engine. 1988 or newer. (Axle forward only.)



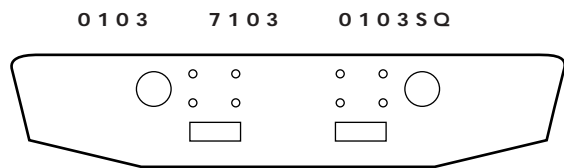
Ford cabover CL and CLT 9000. Vent holes, step holes and tow holes.



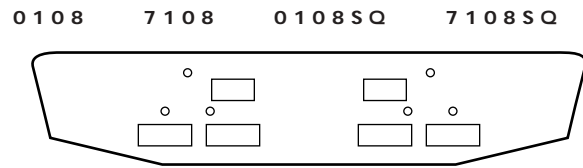
Ford W-9000 cabover. Step hole only.



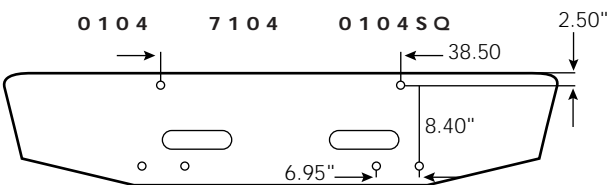
Ford cabover CL and CLT 9000. Vent holes, step holes, tow holes and light holes.



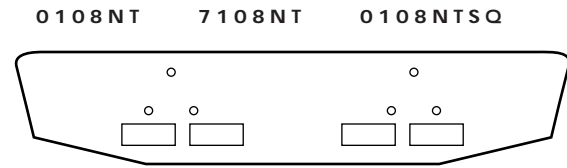
Ford W-9000 cabover. Light holes and step holes.



Ford conventional LTL 9000. Step holes and four square light holes.



Ford L-Series conventional fits 8000, 9000 with 6V92 Detroit engine or 300 Cummins engine only. Tow holes only. Pre-1988 models only.



Ford conventional LTL 9000. Four square light holes only.



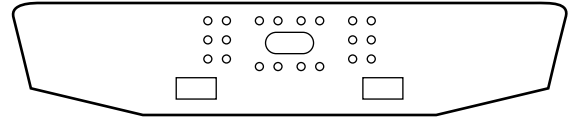
FREIGHTLINER

0200 7200 0200SQ



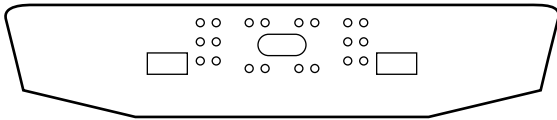
Freightliner cabover and conventional February 15, 1984 and older. Step holes only.

0203R 7203R 0203RSQ




Freightliner cabover and conventional February 15, 1984 and older. Rectangular fog light holes and tow hole.

0201 7201 0201SQ



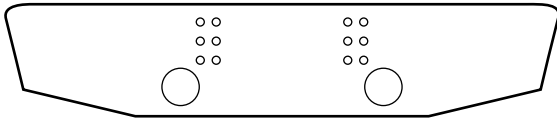
Freightliner cabover and conventional February 15, 1984 and older. Step holes and tow hole.

0204 7204 0204SQ



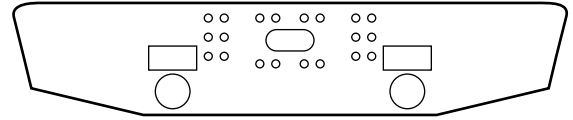
Freightliner cabover and conventional February 15, 1984 and older. Fog light holes and step holes.

0202 7202 0202SQ



Freightliner cabover and conventional February 15, 1984 and older. Fog light holes only.

0205 7205 0205SQ




Freightliner cabover and conventional February 15, 1984 and older. Round fog light holes, step holes and tow hole.

0202R 7202R 0202RSQ



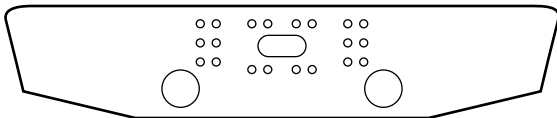
Freightliner cabover and conventional February 15, 1984 and older. Rectangular fog light holes only.

0206 7206 0206SQ



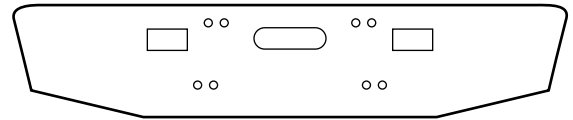
Freightliner classic. Step holes only.

0203 7203 0203SQ



Freightliner cabover and conventional February 15, 1984 and older. Round fog light holes and tow hole.

0207 7207 0207SQ



Freightliner classic. Step holes and tow hole.



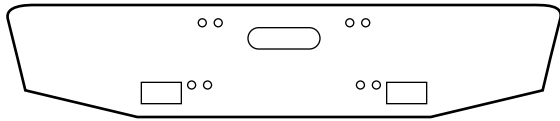
FREIGHTLINER

0208 7208 0208SQ



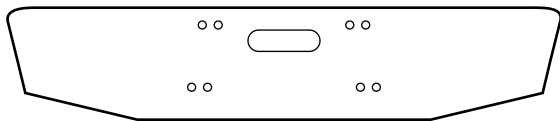
Freightliner classic. Square light holes only.

0209 7209 0209SQ 7209SQ 0209STQ



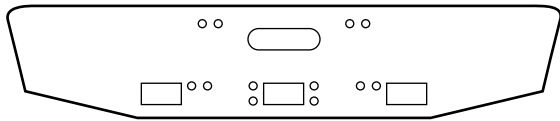
Freightliner classic. Square light holes and tow hole. **Also available in solid stainless steel for Texas Square only.**

0209NL 7209NL 0209NLSQ 7209NLSQ 0209NLSTQ



Freightliner classic. Tow hole only. **Also available in solid stainless steel for Texas Square only.**

0209VSQ



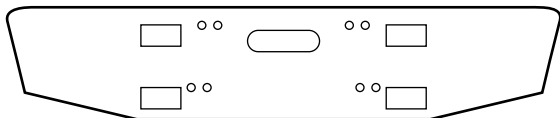
Freightliner classic with tow hole, light holes and vorad cut out.

0210 7210 0210SQ



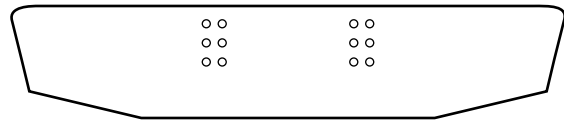
Freightliner classic. Square light holes and step holes.

0211 7211 0211SQ



Freightliner classic. Square light holes, step holes and tow hole.

0222 7222 0222SQ



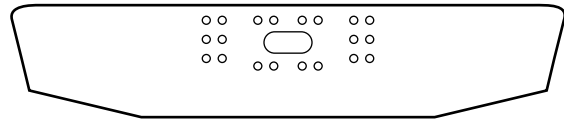
Freightliner cabover and conventional February 15, 1984 and older. Mounting holes only.

0223 7223 0223SQ



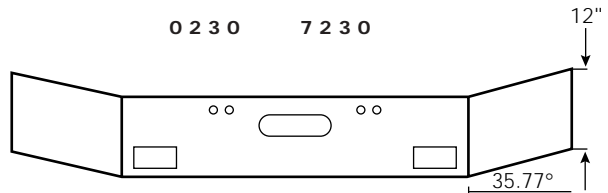
Freightliner classic. Mounting holes only.

0224 7224 0224SQ



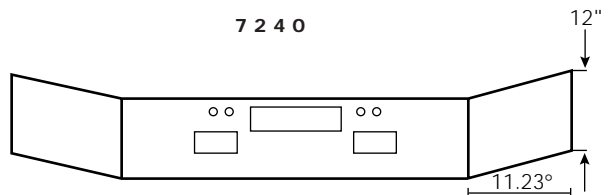
Freightliner cabover and conventional February 15, 1984 and older. Tow hole only.

0230 7230



Freightliner set back axle. Fits FLD 120. Severe Duty Construction.

7240

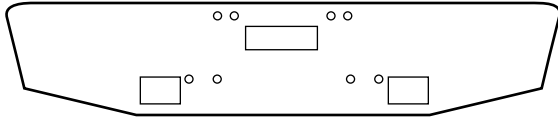


Freightliner FLD120 set back axle, less end caps.



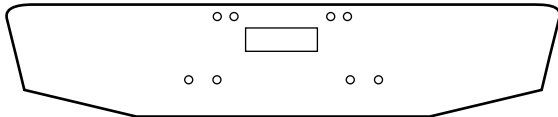
FREIGHTLINER

7 2 5 0 S S C 0 2 5 0 S S C S Q



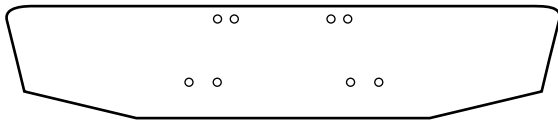
Freightliner classic **stainless steel clad aluminum** with drive lights.

7 2 5 1 S S C 0 2 5 1 S S C S Q



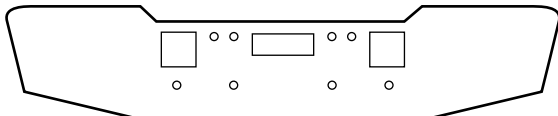
Freightliner classic **stainless steel clad aluminum** without drive lights.

7 2 5 2 S S C 0 2 5 2 S S C S Q



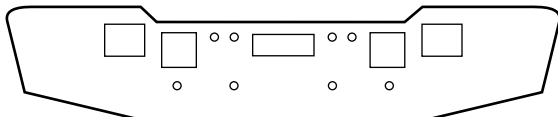
Freightliner classic **stainless steel clad aluminum**.
Mounting holes only.

0 2 6 0 7 2 6 0 0 2 6 0 S Q



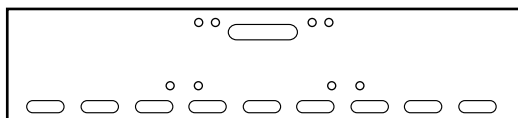
Freightliner FLC-112, SA with vent and tow holes.

0 2 6 1 7 2 6 1 0 2 6 1 S Q



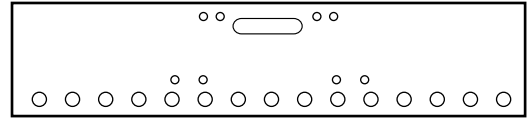
Freightliner FLC-112, SA with vent, tow and light holes.

0 2 6 2 S Q



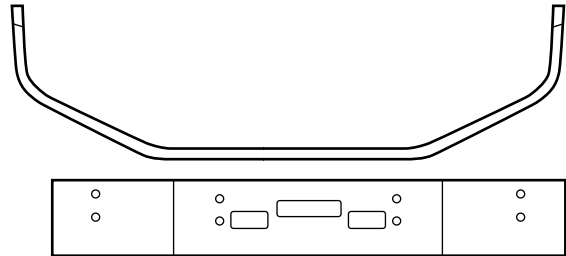
Freightliner classic. Tow hole and 9 oval road lights.

0 2 6 3 S Q



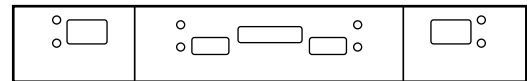
Freightliner classic. Tow hole and 15 round road lights.

0 2 7 5 S S C * 0 2 7 5 B



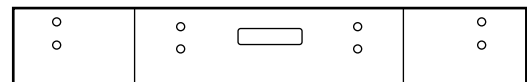
Freightliner **stainless steel clad aluminum** FLD 120 with step and tow holes. Available in black painted steel.

0 2 7 6 S S C * 0 2 7 6 B



Freightliner **stainless steel clad aluminum** FLD 120 with step, tow and drive light holes. Available in black painted steel.

0 2 7 9 S S C * 0 2 7 9 B



Freightliner **stainless steel clad aluminum** FLD 120 with tow hole only. Available in black painted steel.

Pre-1990 FLD Models:

For models fitted with Perlex drive lights, use Freightliner back-up bar. P/N: A21-20133-003.

For models fitted with Marchel drive lights, use Freightliner back-up bar. P/N: A21-20133-000.

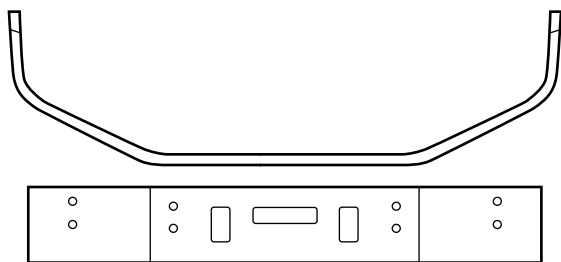
NOTE: *The SSC FLD Bumper requires the Freightliner back-up bar for assembly. The back-up bar is standard with all plastic bumper applications. The back-up bar is not standard with metal bumper applications. For models without drive lights, use either of the above P/Ns when required.*

* Braces and Spacers included with bumper



FREIGHTLINER

0277SSC* 0277B




Freightliner **stainless steel clad aluminum** FLD 112 with step and tow holes. Available in black painted steel.

0278SSC* 0278B



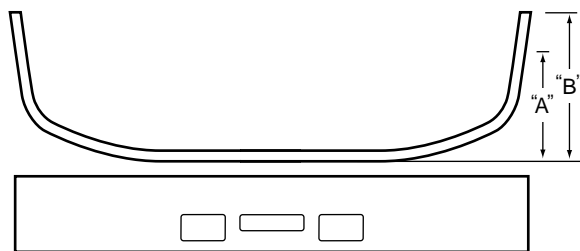
Freightliner **stainless steel clad aluminum** FLD 112 with step, tow and drivelight holes. Available in black painted steel.

0280SSC* 0280B



Freightliner **stainless steel clad aluminum** FLD 112 with tow holes only. Available in black painted steel.

0292SSC 0293SSC

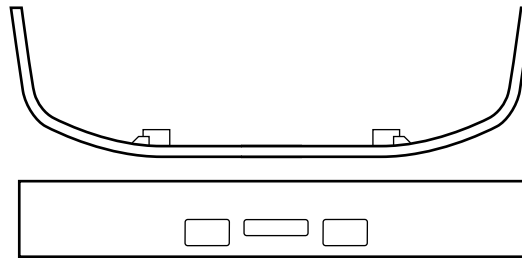


Freightliner Columbia **stainless steel clad aluminum**.

HS Part #	Leg	Dimension
0292SSC	A	25.15
0293SSC	B	28.34

* Braces and Spacers included with bumper

0290SSC

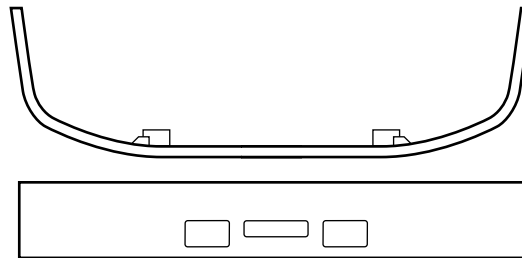


Freightliner Century Class **stainless steel clad aluminum**. Includes brackets (installed).

Required hardware to install bumper:

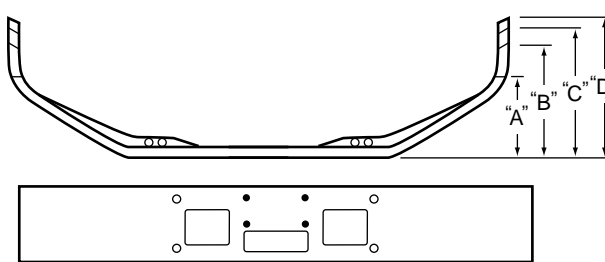
Mounting Bracket (P/N: A21-25693-000 LH & A21-25693-001 RH) and Spacer (2 required, P/N: 23-11427-038). Available from your Freightliner dealer. Drill 14mm hole in top mounting bracket for pre-1997 Century Class.

0290CFT



Freightliner Century Class one piece continuous fiber composite bumper.

0295SSC 0296SSC 0297SSC 0298SSC



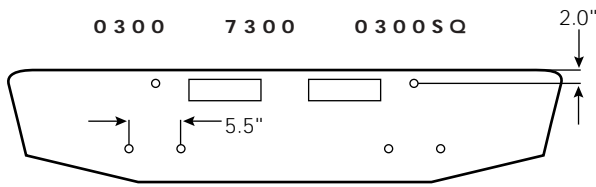
Freightliner **stainless steel clad aluminum** fits Business Class. Includes brackets (installed).

HS Part #	Model	Leg	Dimension
0296SSC	FL50, 60, 70, 80, 106	A	14.2
0295SSC	FL50, 60, 70, 80, 106	B	21.3
0297SSC	FL112	C	23.5
0298SSC	FL112	D	25.5



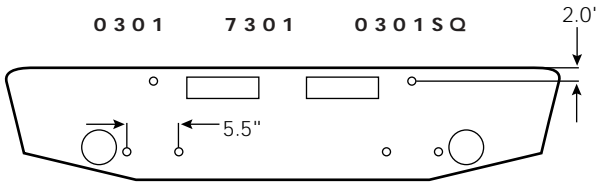
G M C

0300 7300 0300SQ



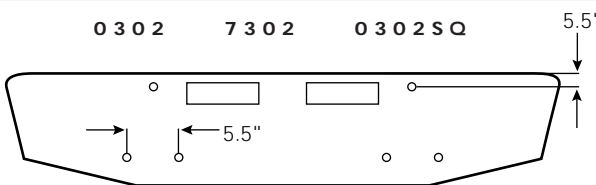
GMC Brigadier conventional. Step holes only.

0301 7301 0301SQ



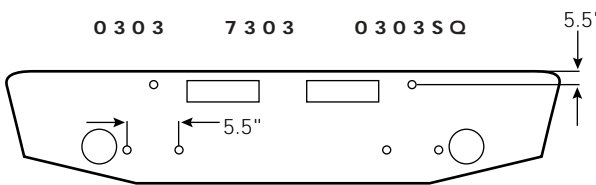
GMC Brigadier conventional. Light holes and step holes.

0302 7302 0302SQ



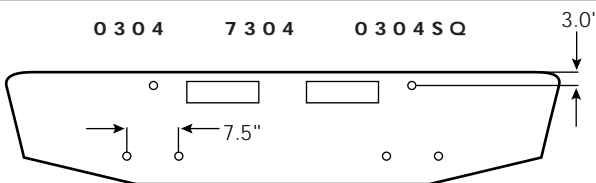
GMC Brigadier conventional fits high cab. Step holes only.

0303 7303 0303SQ



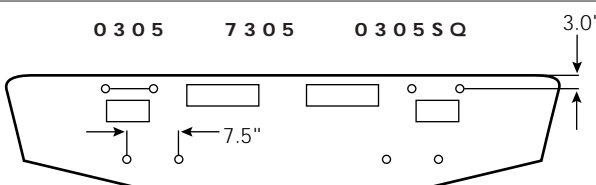
GMC Brigadier conventional fits high cab. Light holes and step holes.

0304 7304 0304SQ



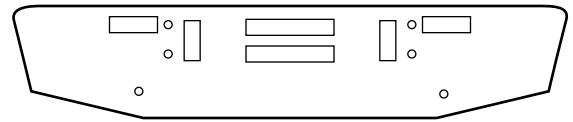
GMC general conventional. Step holes only.

0305 7305 0305SQ



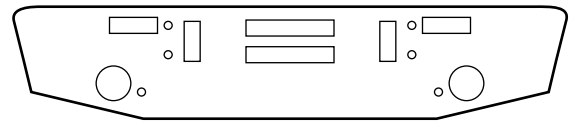
GMC general conventional. Light holes and step holes.

0306 7306 0306SQ



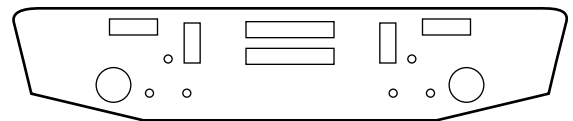
GMC Astro cabover. Vent holes, step holes and tow holes.

0307 7307 0307SQ



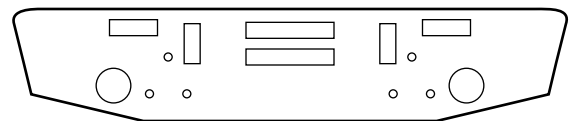
GMC Astro cabover. Vent holes, step holes, tow holes and light holes.

0308 7308 0308SQ



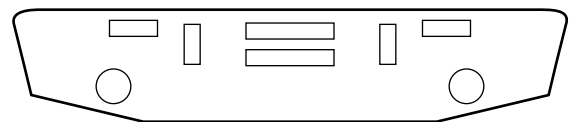
GMC Astro cabover prior to 1983. Vent holes, step holes, tow holes and light holes.

0309 7309 0309SQ



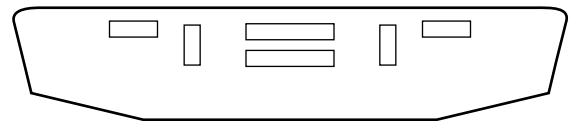
GMC Astro cabover 1985. Vent holes, step holes, tow holes and light holes.

0310 7310 0310SQ



GMC Astro cabover. Vent holes, step holes, tow holes and light holes.

0311 7311 0311SQ



GMC Astro cabover. Vent holes, step holes and tow holes.



INTERNATIONAL

0 4 0 0 7 4 0 0 0 4 0 0 S Q



International S-Series conventional 1600, 1700, 1800, 1900, 2100. Light holes and tow holes.

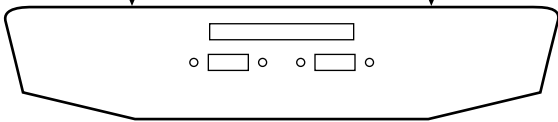
0 4 0 1 7 4 0 1 0 4 0 1 S Q



International S-Series conventional 2200-2500. Light holes and tow holes.

0 4 0 2 7 4 0 2 0 4 0 2 S Q

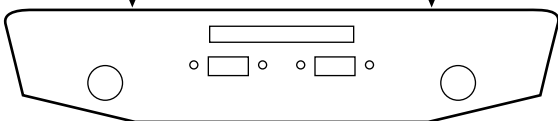
Top flange mounting holes



International cabover 1973-1978 fits 4070B. Vent hole and tow holes.

0 4 0 3 7 4 0 3 0 4 0 3 S Q

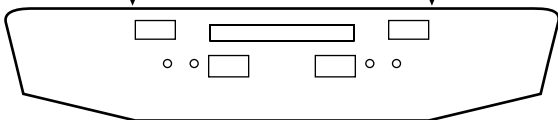
Top flange mounting holes



International cabover 1973-1978 fits 4070B. Vent hole, tow holes and light holes.

0 4 0 4 7 4 0 4 0 4 0 4 S Q

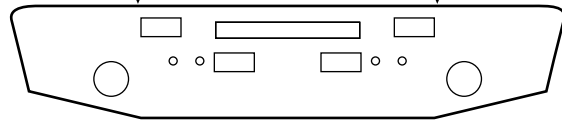
Top flange mounting holes



International cabover 1979-1980 fits 4070B. Vent holes, tow holes and step holes.

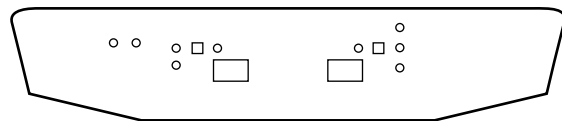
0 4 0 5 7 4 0 5 0 4 0 5 S Q

Top flange mounting holes



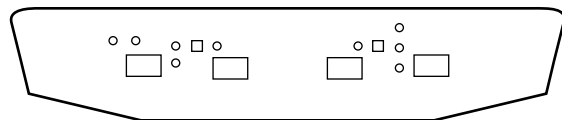
International cabover 1979-1980 fits 4070B. Vent holes, tow holes, step holes and light holes.

0 4 0 6 7 4 0 6 0 4 0 6 S Q



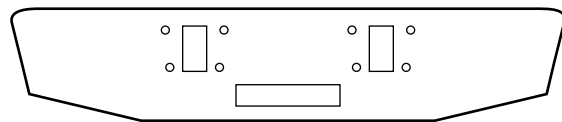
International cabover 9670. Step holes and tow holes.

0 4 0 7 7 4 0 7 0 4 0 7 S Q



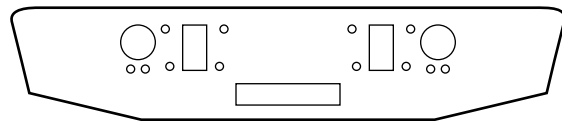
International cabover 9670. Step holes, tow holes and light holes.

0 4 0 8 7 4 0 8 0 4 0 8 S Q



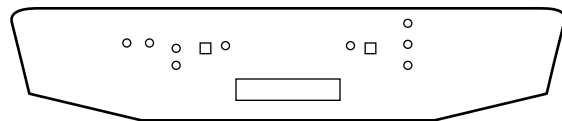
International 4200, 4300 Eagle conventional. Step hole and tow holes.

0 4 0 9 7 4 0 9 0 4 0 9 S Q



International 4200, 4300 Eagle conventional. Step hole, tow holes and light holes.

0 4 1 0 7 4 1 0 0 4 1 0 S Q

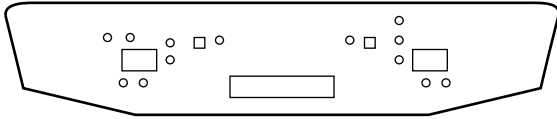


International 9370 conventional. Step hole and tow holes.



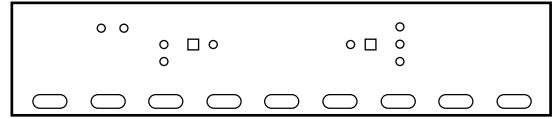
INTERNATIONAL

0411 7411 0411SQ



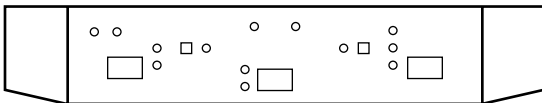
International 9370 conventional. Step hole, tow holes and light holes.

0417SQ



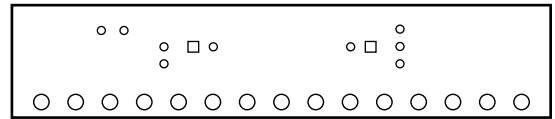
International 9370 conventional. Tow hole and 9 oval road lights.

7430



International set back axle, less plastic end caps

0418SQ



International 9370 conventional. Tow hole and 15 round road lights.

0413SSC




International **stainless steel clad aluminum** 9200 with light and tow holes. Fits 1996 year and older.

0416 7416 0416SQ



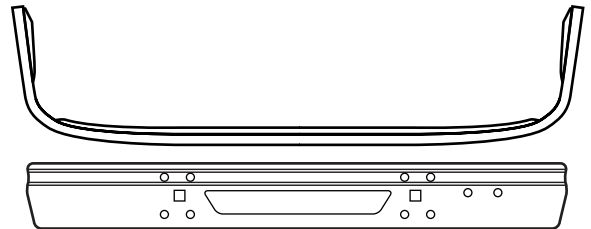
International 9370 conventional. Tow holes only.

0414SSC



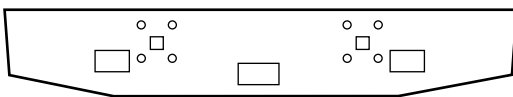
International **stainless steel clad aluminum** 9400 with light and tow holes. Fits 1996 year and older.

0420SSC 0420X



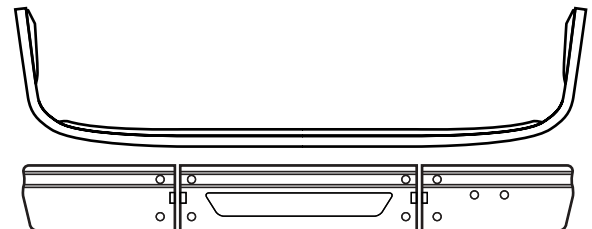
International **stainless steel clad aluminum** Vision 98 1 piece. Fits 1997 and newer. Also available in primed black aluminum.

0415 7415 0415SQ 0415SSCSQ 0415STQ



International 9900 with tow, step and drivelight holes. **Also available in stainless steel clad aluminum and solid stainless steel in Texas Square only.** NOTE: AERO CLAD® Texas Square requires separate purchase of stiffener brackets. P/N 3523291C1 LH and 3523292C1 RH.

0421SSC 0421X

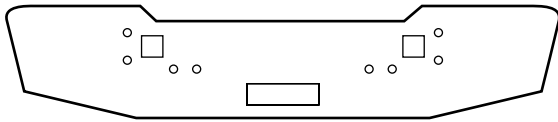


International **stainless steel clad aluminum** Vision 98 3 piece as assembled. Fits 1997 and newer. Also available in primed black aluminum.



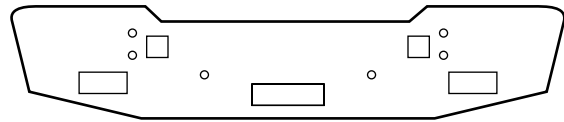
KENWORTH

0500 7500 0500SQ 7500SQ



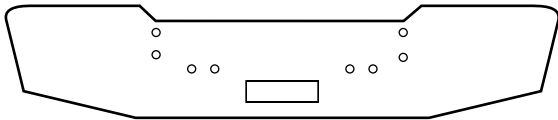
Kenworth conventional 1967-1981 A Model. Step hole and tow holes.

0503 7503 0503SQ 0503SSCSQ 7503SQ




Kenworth conventional 1982 and newer B Model. Step hole, tow holes and light holes. **Available in stainless steel clad aluminum for Texas Square only.**

0500NT 7500NT 0500NTSQ



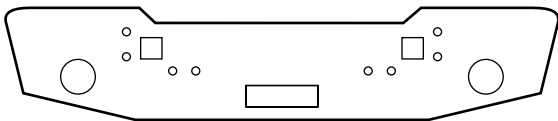
Kenworth conventional 1967-1981 A Model. Step hole.

0504 7504 0504SQ




Kenworth cabover C Model 1971-1984. Step holes only.

0501 7501 0501SQ



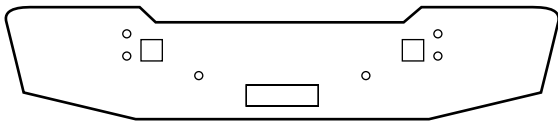
Kenworth conventional 1967-1981 A Model. Step hole, tow holes and light holes.

0505 7505 0505SQ



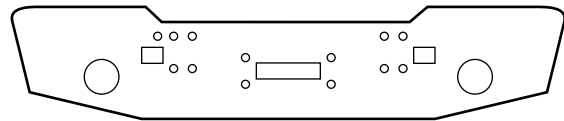
Kenworth cabover C Model 1971-1984. Step holes and light holes.

0502 7502 0502SQ 0502SSCSQ 7502SQ 0502STQ



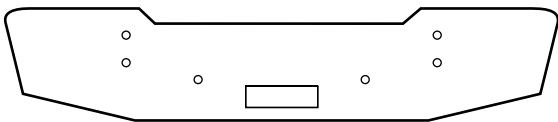
Kenworth conventional 1982 and newer B Model. Step hole and tow holes. **Available in stainless steel clad aluminum and solid stainless steel for Texas Square only.**

0506 7506 0506SQ




Kenworth cabover C Model 1971-1984. Step holes, tow hole and light holes.

0502NT 7502NT 0502NTSQ



Kenworth conventional 1982 and newer B Model. Step hole only.

0507 7507 0507SQ




Kenworth cabover E Model 1985 and newer. Step holes only.




KENWORTH

0508 7508 0508SQ



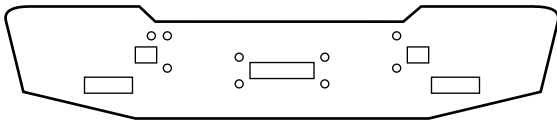
Kenworth cabover E Model 1985 and newer. Step holes and light holes.

0513 7513 0513SQ 7513SQ



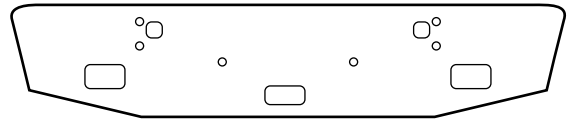
Kenworth conventional 1982 and newer B Model. Tow holes and light holes.

0509 7509 0509SQ




Kenworth cabover E Model 1985 and newer. Light holes, step holes and tow hole.

7514 0514SQ 7514SQ



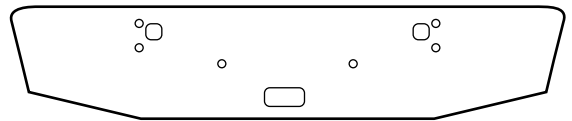
Kenworth W900L Model 1990 and newer with lights.

0510 7510 0510SQ 7510SQ




Kenworth conventional 1967-1981 A Model. Tow holes.

7515 0515SQ 7515SQ




Kenworth W900L Model 1990 and up. No lights.

0511 7511 0511SQ




Kenworth conventional 1967-1981 A Model. Tow holes and light holes.

0516 7516 0516SQ




Kenworth cabover E model 1985 and newer. Mounting only.

0512 7512 0512SQ 7512SQ




Kenworth conventional 1982 and newer B Model. Tow holes.

0517 7517 0517SQ




Kenworth cabover E model 1985 and newer. Light holes only.

0512NT 7512NT 0512NTSQ 7512NTSQ



Kenworth conventional 1982 and newer B Model.

0521SQ



Kenworth W900L Model 1990 and up with tow hole only. 20" boxed end Texas Square.



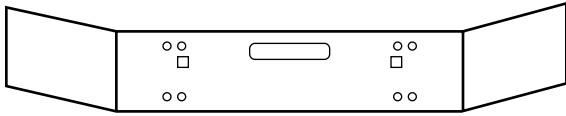
KENWORTH

7 5 2 2 0 5 2 2 S Q



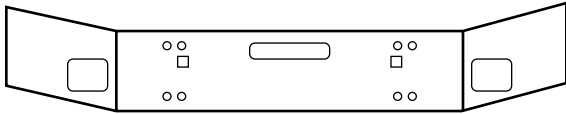
Kenworth W900L Model 1990 and up. Tow holes only.

0 5 3 0 7 5 3 0



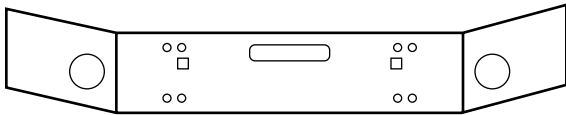
Kenworth T800 set back axle. Tow holes and vent hole.

0 5 3 1 7 5 3 1



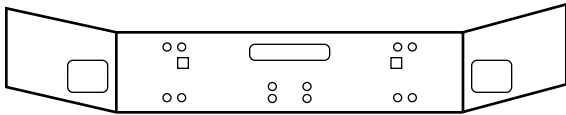
Kenworth T800 set back axle. Tow holes, rectangular light holes and vent hole.

0 5 3 2 7 5 3 2



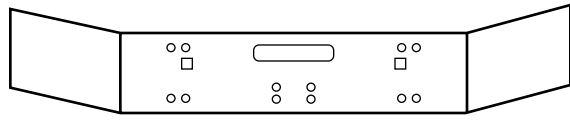
Kenworth T800 set back axle. Tow holes, round light holes and vent hole.

0 5 3 3 7 5 3 3




Kenworth set back axle. Tow holes, rectangular light holes, center mounted tow hook and vent hole.

0 5 3 4 7 5 3 4




Kenworth T800 conventional set back axle. Tow holes, center mounted tow hook and vent hole.

0 5 3 6 7 5 3 6




Kenworth T800 set back axle **tapered end**. Tow and rectangular light holes.

0 5 3 7 7 5 3 7




Kenworth T800 set back axle **tapered end**. Tow hole only.

0 5 3 8 7 5 3 8



Kenworth T800 set back axle. Tow holes and rectangular light holes.

0 5 3 9 7 5 3 9

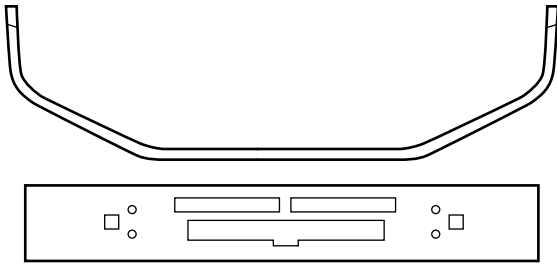


Kenworth T800 set back axle. Tow hole only.




KENWORTH

0562SSC 0561B




Kenworth T600 **stainless steel clad aluminum** set back axle. Tow and vent holes only. Available in primed black.

0561AD



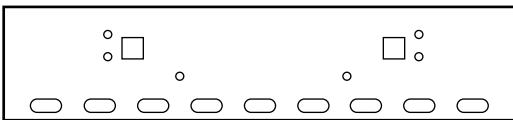
Kenworth T600 plastic air dam with light holes.

0560AD



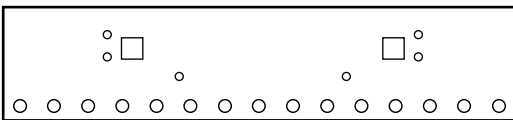
Kenworth T600 plastic air dam without light holes.

0574SQ



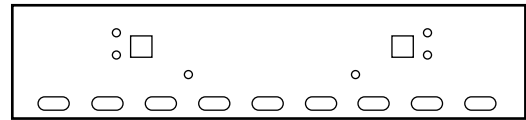
Kenworth W900L 1990 and up with tow hole and 9 oval road lights. 18" rolled end Texas Square.

0584SQ



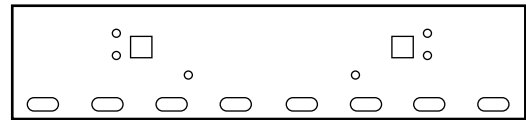
Kenworth W900L 1990 and up with tow hole and 15 round road lights. 18" rolled end Texas Square.

0591SQ20 7591SQ20



Kenworth conventional 1982 and newer B Model with tow holes and 9 oval road lights. 20" boxed end Texas Square.

0594SQ

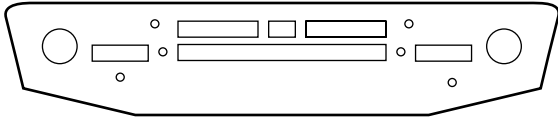


Kenworth W900L 1990 and up with tow holes and 8 oval road lights. 18" rolled end Texas Square.



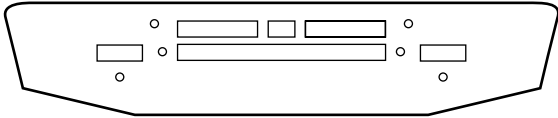
MACK

0600 7600 0600SQ



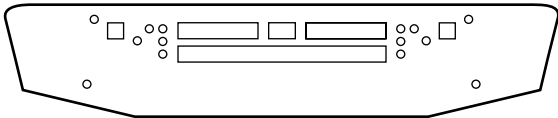
Mack fits F 700 and Interstate Model. Vent holes, light holes and tow hole.

0600NL 7600NL 0600NLSQ



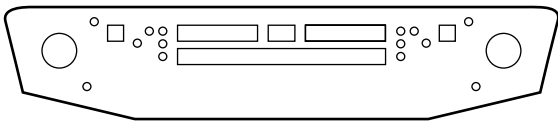
Mack fits F 700 and Interstate Model. Vent holes and tow hole.

0601 7601 0601SQ



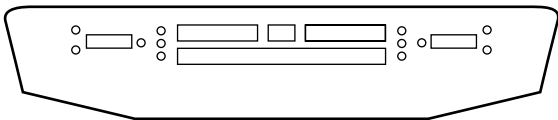
Mack R Model. Vent holes and tow holes. 1997 and older.

0602 7602 0602SQ



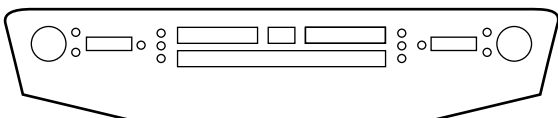
Mack R Model. Light holes, vent holes and tow holes. 1997 and older.

0603 7603 0603SQ



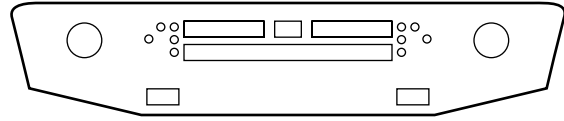
Mack R Model. Vent holes and tow holes. 1997 and newer.

0604 7604 0604SQ



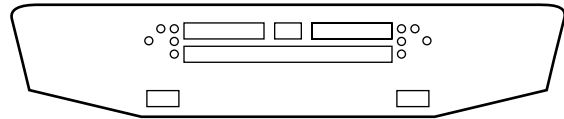
Mack R Model. Vent holes, light holes and tow holes. 1997 and newer.

0605 7605 0605SQ



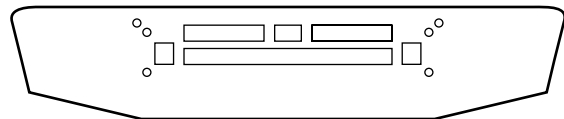
Mack U Model. Vent holes, tow holes and light holes.

0605NL 7605NL 0605NLSQ



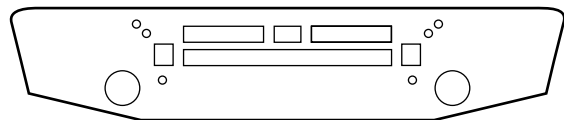
Mack U Model. Vent holes and tow holes.

0606 7606 0606SQ



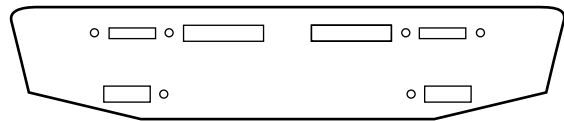
Mack Valueliner. Vent holes and tow holes.

0607 7607 0607SQ



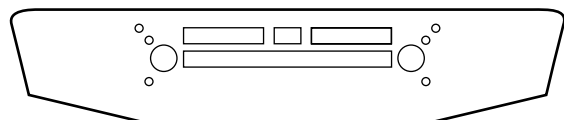
Mack Valueliner. Vent holes, tow holes and light holes.

0608 7608 0608SQ



Mack Ultraliner. Vent holes, tow holes and light holes.

0609 7609 0609SQ

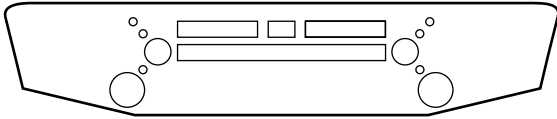


Mack fits Superliner or Cruiseline. Vent holes and tow holes.



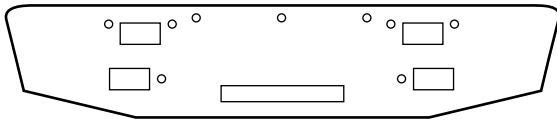
MACK

0610 7610 0610SQ



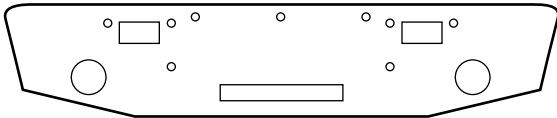
Mack fits Superliner or Cruiseline. Vent holes, tow holes and light holes.

0611 7611 0611SQ



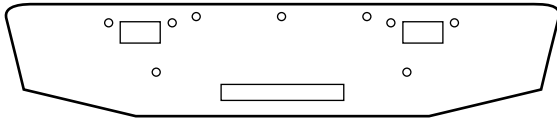
Mack fits Superliner II. Light holes, step holes and tow holes.

0612 7612 0612SQ



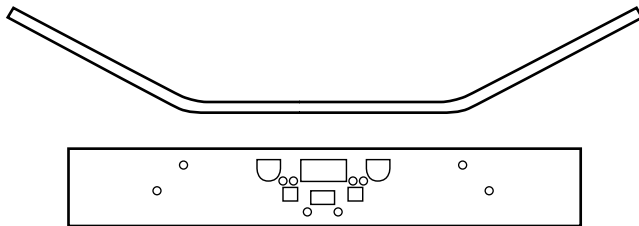
Mack fits Superliner II. Light holes, step holes and tow holes.

0613 7613 0613SQ



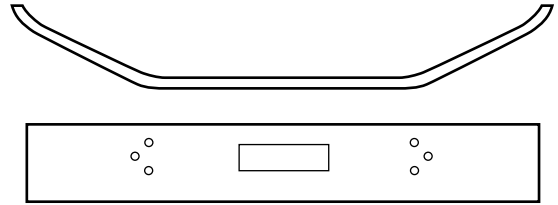
Mack fits Superliner II. Step holes and tow holes.

0647SSC 0647B



Mack CX Vision **stainless steel clad aluminum** set back axle. Also available in primed black.

0650SSC




Mack CL **stainless steel clad aluminum** set back axle LOGGER/OFF ROAD application.

0651SSC



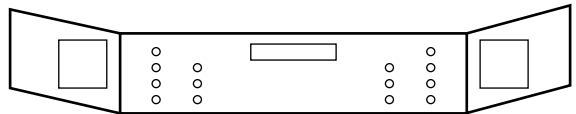
Mack CL **stainless steel clad aluminum** set back axle CITY application.

7640



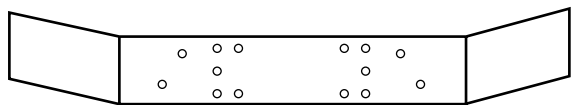
Mack set back axle. Tow holes only. DM Model.

7642



Mack set back axle. Vent hole and tow holes. DM Model.

7643 0643SSC




Mack set back axle with cow catcher holes. RD Model. **Also available in stainless steel clad aluminum.**



MACK

7 6 4 4 0 6 4 4 S S C




Mack set back axle with tow holes and cow catcher holes.
RD Model. Also available in stainless steel clad aluminum.



BLANK

0700 7700 0700SQ 7700SQ



Full flange blank.

0701 7701 0701SQ



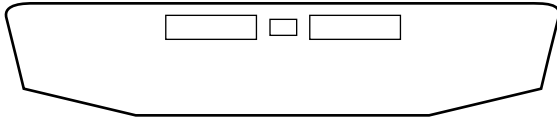
Full flange blank. Round light holes only.

0702 7702 0702SQ



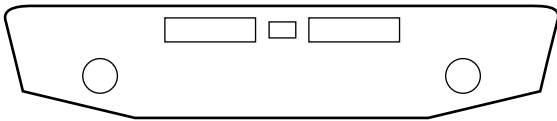
Full flange blank. Square light holes only.

0703 7703 0703SQ



Full flange blank. Mack vent holes only.

0704 7704 0704SQ



Full flange blank. Mack vent holes and light holes.



PETERBILT

7800 0800SQ 7800SQ



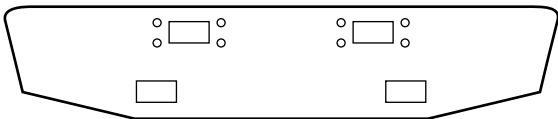
Peterbilt conventional and cabover Models 352 and 359. Tow holes only.

7800NT 0800NTSQ 7800NTSQ



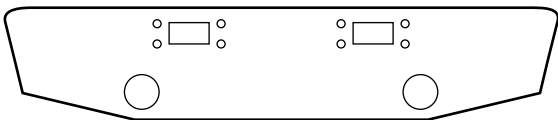
Peterbilt conventional and cabover Models 352 and 359. Mounting holes only.

7800R 0800RSQ



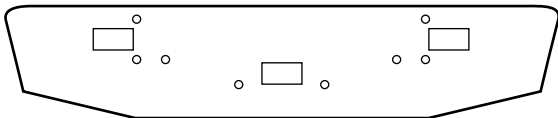
Peterbilt conventional and cabover Models 352 and 359. Tow holes and rectangular light holes.

7801 0801SQ 7801SQ



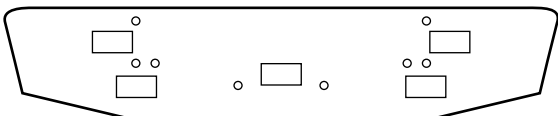
Peterbilt conventional and cabover Models 352 and 359. Tow holes and light holes.

7802 0802SQ



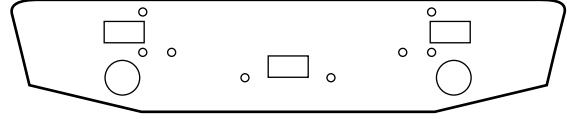
Peterbilt cabover 362 Model. Tow holes and step hole.

7802R 0802RSQ



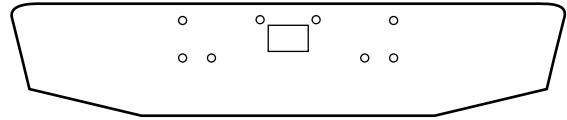
Peterbilt cabover 362 Model. Tow hole, step holes and rectangular light holes.

7803 0803SQ



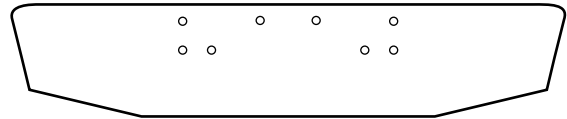
Peterbilt cabover 362 Model. Tow hole, step hole and light holes.

0804 7804 0804SQ 0804SSCSQ 7804SQ 0804STQ



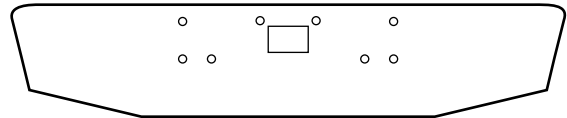
Peterbilt conventional Models 357 and 379 without set back front axle. Deep taper with tow hole. **Available in stainless steel clad aluminum and solid stainless steel for Texas Square only.**

0804NT 7804NT 0804NTSQ 7804NTSQ



Peterbilt conventional Models 357 and 379 without set back front axle. Deep taper.

0804IN12

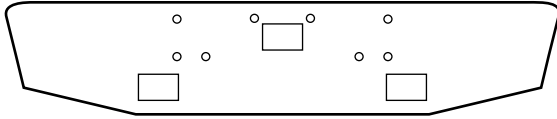


Peterbilt conventional Models 357 and 379 without set back axle. Deep taper with tow hole. 12" tapered end.



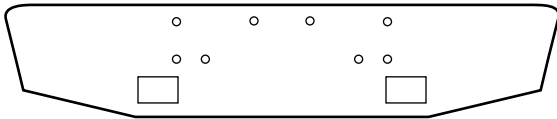
PETERBILT

0805 7805 0805SQ 7805SQ 0805STQ



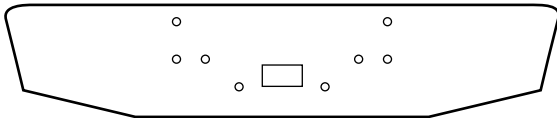
Peterbilt conventional models 357 and 379 without set back front axle. Deep taper with tow hole and light holes. **Also available in solid stainless steel for Texas Square only.**

0805NT 7805NT 0805NTSQ



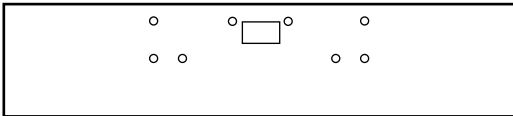
Peterbilt conventional Models 357 and 379 without set back front axle. Deep taper with light holes. No tow holes.

7806 0806SQ



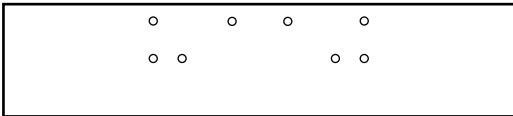
Peterbilt cabover 362 Model. Tow hole only.

0807SQ 7807SQ



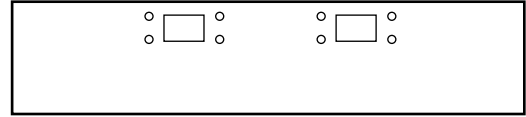
Peterbilt conventional Models 357 and 379 without set back axle. Deep taper with tow hole. 18" boxed end Texas Square.

0807NTSQ



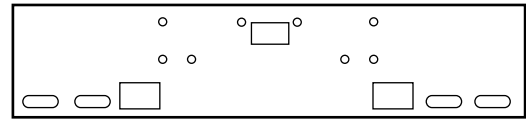
Peterbilt conventional Models 357 and 379 without set back axle. Deep taper with mounting holes only. 18" boxed end Texas Square.

0808SQ



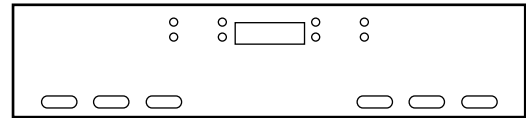
Peterbilt conventional and cabover Model 352 and 359. Tow hole only. 18" boxed end Texas Square.

0845SQ



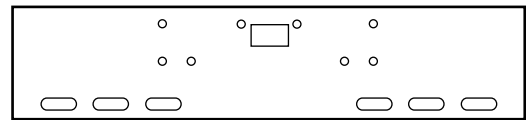
Peterbilt conventional and cabover Model 357 and 379. Tow hole, 2 drive lights and 4 oval road lights. 18" rolled end Texas Square.

0860WVSQ



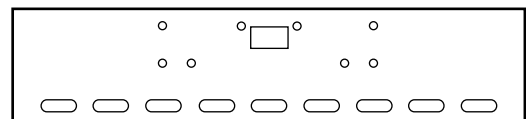
Peterbilt conventional and cabover Model 352 and 359. Vent hole and 6 oval road lights. 18" rolled end Texas Square.

0864SQ 7864SQ



Peterbilt conventional 357 and 379 without set back axle. Deep taper with tow hole and 6 oval road lights. 18" rolled end Texas Square.

0874SQ 7874SQ

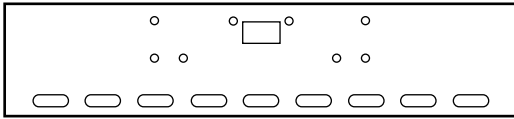


Peterbilt conventional 357 and 379 without set back axle. Deep taper with tow hole and 9 oval road lights. 18" rolled end Texas Square.



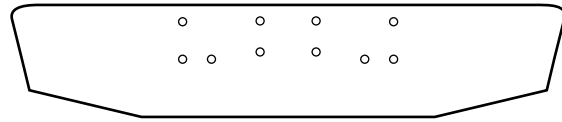
PETERBILT

0874NTSQ



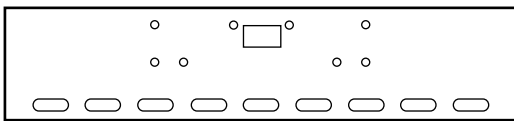
Peterbilt conventional 357 and 379 without set back axle. Mounting holes and 9 oval road lights. 18" rolled end Texas Square.

0894 7894 0894SQ



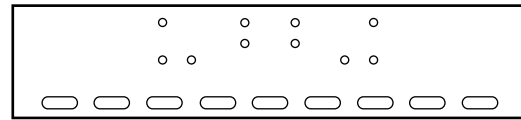
Peterbilt conventional 357 and 379 without set back axle. External tow hitch only.

0877SQ



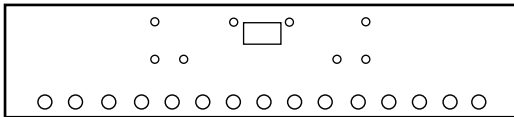
Peterbilt conventional and cabover Model 357 and 379. Deep taper with tow hole and 9 oval road lights. 18" boxed end Texas Square.

7894SQ09



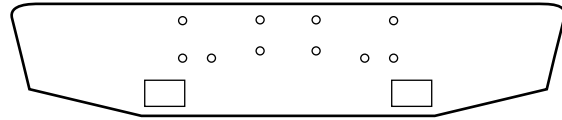
Peterbilt conventional 357 and 379 without set back axle. External tow hitch and 9 oval road lights. 18" rolled end Texas Square.

0884SQ 7884SQ



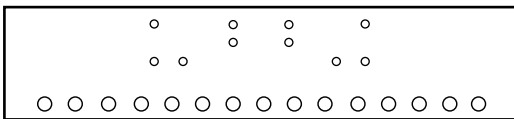
Peterbilt conventional and cabover Model 357 and 379. Deep taper with tow hole and 15 round road lights. 18" rolled end Texas Square.

0895 7895 0895SQ



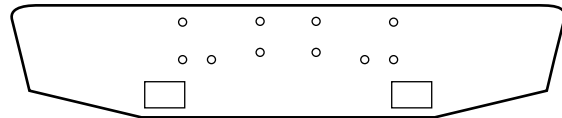
Peterbilt conventional 357 and 379 without set back axle. Step holes and external tow hitch.

0886SQ



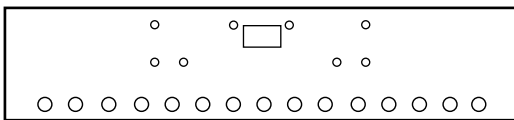
Peterbilt conventional 357 and 379 without set back axle. External tow hitch and 15 round road lights. 18" boxed end Texas Square.

0895IN12



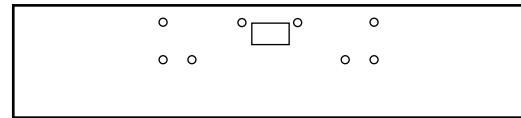
Peterbilt conventional 357 and 379 without set back axle. External tow hitch and 2 drive lights. 12" tapered end.

0887SQ 7887SQ



Peterbilt conventional 357 and 379 without set back axle. Deep taper with tow hole and 15 round road lights. 18" boxed end Texas Square.

0809SQ20 7809SQ20

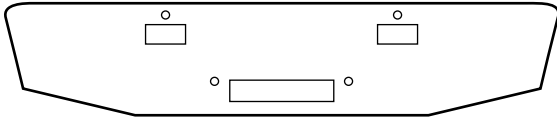


Peterbilt conventional 357 and 379 without set back axle. Deep taper with tow hole only. 20" boxed end Texas Square.



VOLVO

0900 7900 0900SQ



Volvo White conventional and cabover Road Boss and Road Commander. Tow holes and step hole.

0901 7901 0901SQ



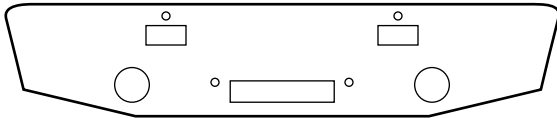
Volvo White conventional and cabover Road Boss and Road Commander. Light holes only.

0902 7902 0902SQ



Volvo White conventional and cabover Road Boss and Road Commander. Tow and light holes.

0903 7903 0903SQ




Volvo White conventional and cabover Road Boss and Road Commander. Tow holes, step hole and light holes.



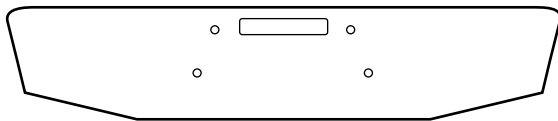
WESTERN STAR

0904 7904 0904SQ




Western Star conventional. Mounting holes only.

0904WT 7904WT 0904WTSQ



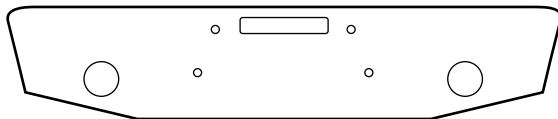
Western Star conventional. Mounting holes and tow hole.

0905 7905 0905SQ



Western Star conventional. Light holes.

0905WT 7905WT 0905WTSQ



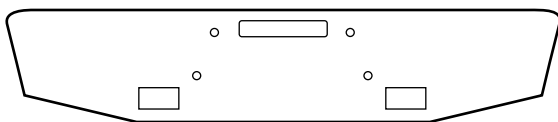
Western Star conventional. Round light holes and tow hole.

0906 7906 0906SQ



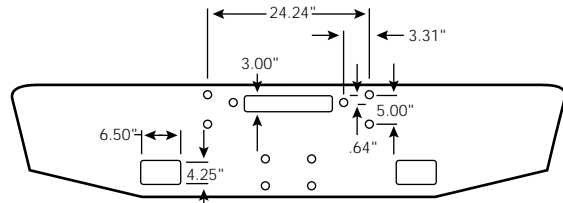
Western Star conventional. Square light holes.

0906WT 7906WT 0906WTSQ



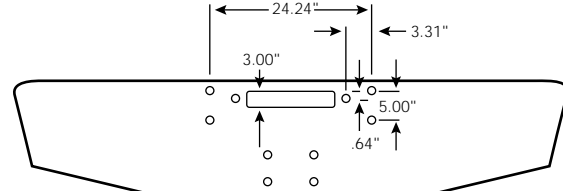
Western Star conventional. Square light holes and tow hole.

0907 7907 0907SQ



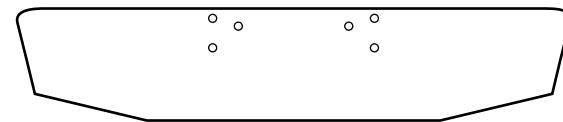
Western Star conventional with tow holes and light holes.

0908 7908 0908SQ



Western Star conventional with tow hole only.

0909 7909 0909SQ



Western Star conventional. Mounting holes only.

0910 7910 0910SQ 0910SSCSQ



Western Star conventional. Mounting holes only. Available in stainless steel clad aluminum for Texas Square only.

0911 7911 0911SQ

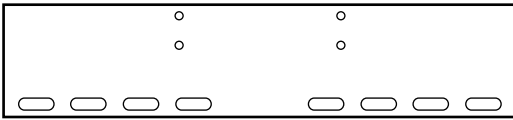


Western Star conventional. Mounting holes and light holes.



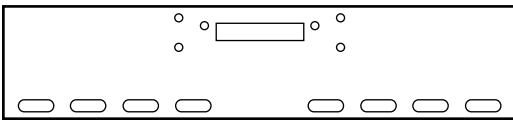
WESTERN STAR

0912SQ



Western Star conventional. Mounting holes, license plate hole and 8 oval road lights.

0913SQ



Western Star conventional. Tow hole, license plate holes and 8 oval road lights.



Looking for Something Different? Ask Hendrickson to Build-A-Bumper

(PHOTOCOPY THIS PAGE)

1) Year, Make and Model of Truck: _____

2) Most Similar to part # in catalog except: _____
Example: 7515 without step hole

3) Material Type: _____
Choices: Stainless Steel Clad Aluminum, 10 gauge steel, 7 gauge steel, Solid Stainless Steel

4) Bumper Finish: _____
Choices: Steel Chrome or Steel Primed Black

5) Desired Style and Shape: _____
Choices: 12" tapered 10" Texas Square 12" Boxed End Texas Square
 14" tapered 12" Texas Square 16" Boxed End Texas Square
 16" tapered 14" Texas Square 18" Boxed End Texas Square
 16" Texas Square 20" Boxed End Texas Square
 18" Texas Square
 20" Texas Square
 22" Texas Square

6) Desired Style and Shape: _____
Choices of Lights: Oval or Round

7) Dealer Code: _____
Dealer Name & Address: _____


Contact Person: _____

Phone: _____ Fax: _____

8) All custom option requests are subject to review for design limitations and availability.

9) Lead time will be confirmed when price and design are accepted.

10) Fax completed form to 815-727-4086





Looking for Something Different? Ask Hendrickson to Build-A-Bumper

1) Year, Make and Model of Truck: _____

2) Most Similar to part # in catalog except: _____
Example: 7515 without step hole

3) Material Type: _____
Choices: Stainless Steel Clad Aluminum, 10 gauge steel, 7 gauge steel, Solid Stainless Steel

4) Bumper Finish: _____
Choices: Steel Chrome or Steel Primed Black

5) Desired Style and Shape: _____
Choices: 12" tapered 10" Texas Square 12" Boxed End Texas Square
 14" tapered 12" Texas Square 16" Boxed End Texas Square
 16" tapered 14" Texas Square 18" Boxed End Texas Square
 16" Texas Square 20" Boxed End Texas Square
 18" Texas Square
 20" Texas Square
 22" Texas Square

6) Desired Style and Shape: _____
Choices of Lights: Oval or Round

7) Dealer Code: _____

Dealer Name & Address: _____


Contact Person: _____

Phone: _____ Fax: _____

8) All custom option requests are subject to review for design limitations and availability.

9) Lead time will be confirmed when price and design are accepted.

10) Fax completed form to 815-727-4086



Information contained in this literature was accurate at the time of publication.
Product changes may have been made after the copyright date that are not reflected.

