

H PARTS LIST

**VANTRAAX® HKANT 40K/
HKA180**

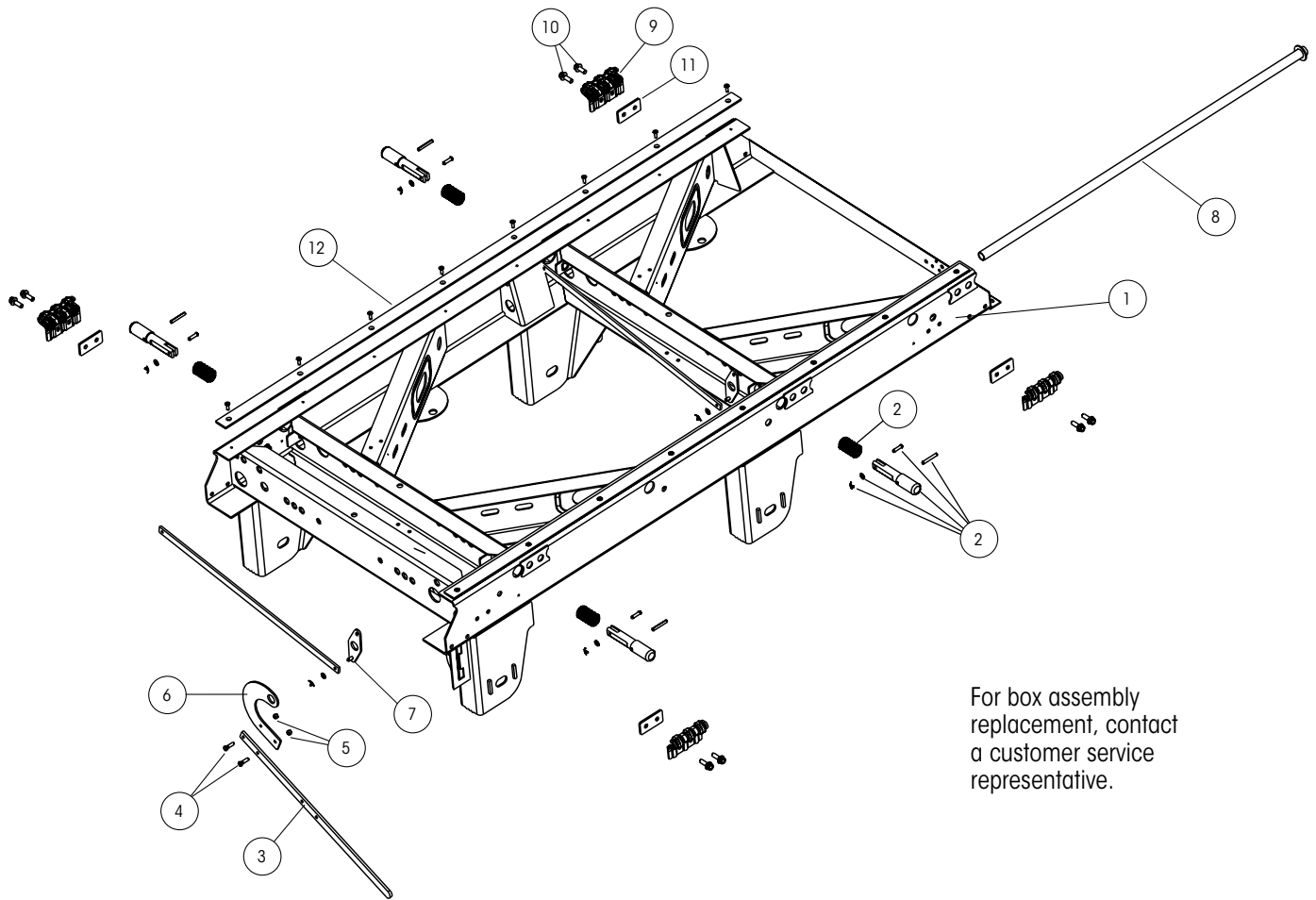
LIT NO: L649

DATE: February 2022

REVISION: J

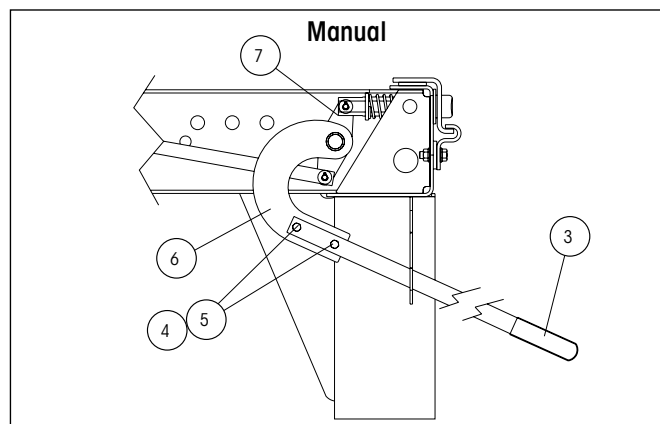


SLIDER BOX ASSEMBLY



For box assembly replacement, contact a customer service representative.

RELEASE MECHANISM



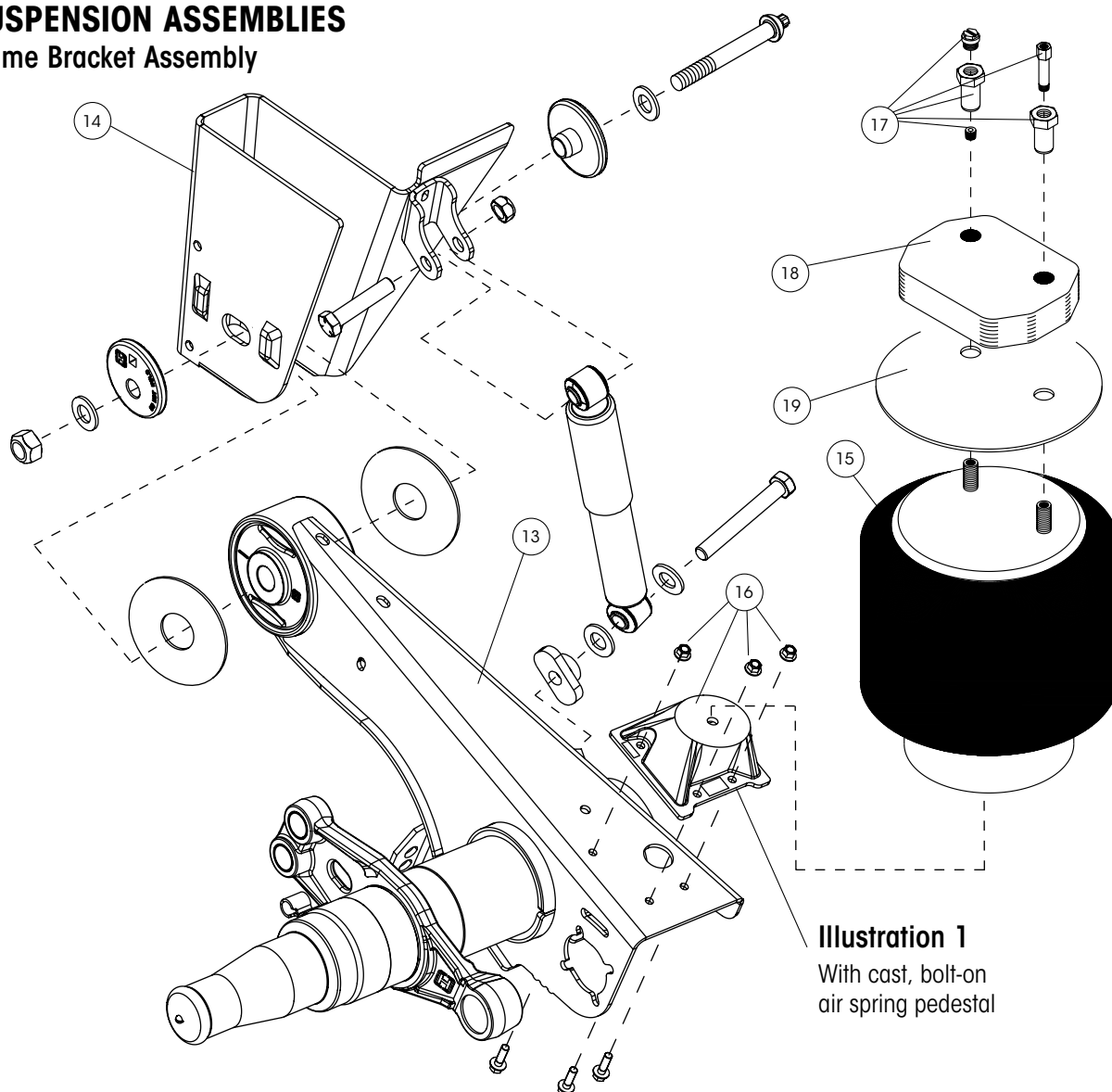
**SLIDER BOX ASSEMBLY**

ITEM	DESCRIPTION	PART NO.	SYSTEM QTY.	NOTE
1	AFTERMARKET SLIDER BOX REPLACEMENT	AMBOX.###	1	Contact Hendrickson for assistance
2	QUIK-DRAW® COMPONENTS			See L751 QUIK-DRAW Parts List
3	HANDLE ASSEMBLY			Manual
		B-22923	1	4 holes
		B-21505	1	2 holes
4	HANDLE BOLT	SA-1100-10	2	2-3/8"-16 × 1-1/4" hex head bolt, grade 5
5	HANDLE NUT	SA-9000-5	2	2-3/8"-16 lock nut, grade B
6	HANDLE MOUNT	C-21275	1	Manual
7	CRANK ARM WELDMENT	B-33010	2	For front and rear of slider box
8	PIPE WELDMENT	S-21433	1	Manual
9	BODY RAIL CLIP			
	3.4" clip height	S-24459	4	Use with 4" hole centers and 1.625" locking pin
	3.8" clip height	S-24460	4	Use with 6" hole centers and 1.375" locking pin
10	BODY RAIL BOLT	SA-6900-2	8	1/2"-13" × 1-1/2" flanged bolt
11	BODY RAIL CLIP SPACER			
	1.5" clip hole centers	A-21282	4	
	2" clip hole centers	A-22367	4	
12	SLIDER WEAR PAD KIT	S-14342-3	2	Includes (1) slider wear pad and (8) screws

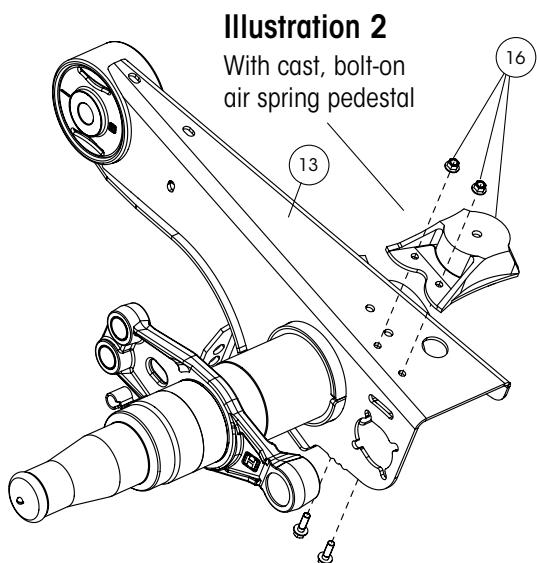
Note: Identification can be found on the roadside slider box rail above the front frame bracket there will also be a blank VANTRAAX tag on the inside of the curb side beam

SUSPENSION ASSEMBLIES

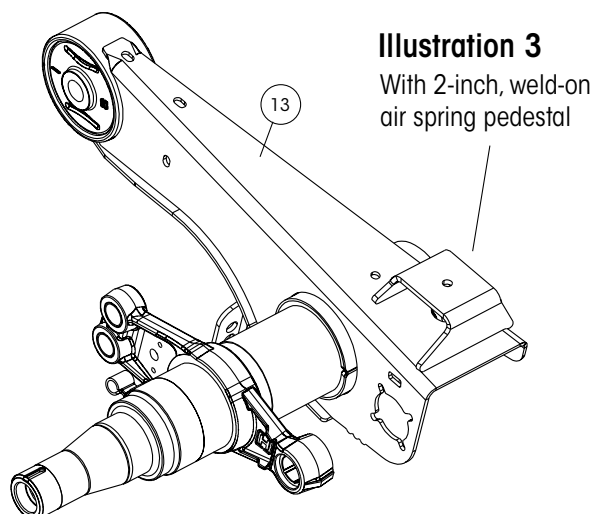
Frame Bracket Assembly



Manufactured Late August 2002 Through 2008



Manufactured 2001 Through 2002



**SUSPENSION ASSEMBLIES**

ITEM	DESCRIPTION	PART NO.	SYSTEM QTY.	NOTE
13	AXLE/BEAM WELDMENT	HTRAAX.###	2	Contact Hendrickson for assistance
14	FRAME BRACKET			See L1266 Frame Bracket Parts List
15	AIR SPRING			
	Shipped prior to January 2008	S-22948	4	Replaces C-22948 and C-21966 16" ride height and above
	Shipped after January 2008	S-28929	4	
16	CAST AIR SPRING PEDESTAL KIT¹ - When model includes a cast, bolt-on pedestal under the air spring. (Illustration 1 and 2)			Includes 2 pedestals, 6 nuts and 6 screws
	16" ride height	S-27447-1	2	2" pedestal
	16.5" ride height	S-27447-2	2	2.57" pedestal
	14" ride height and 17" ride heights	S-27447-3	2	3.17" pedestal
	15", 15.5", 18" and 19" ride heights	S-27447-4	2	3.91" pedestal
17	AIR SPRING MOUNTING KIT (per air spring)			
	WITH 2" WELD-ON AIR SPRING PEDESTAL - When model includes a 2" weld-on pedestal under the air spring. (Illustration 3)			
	14" and 18" ride heights	S-22635/2	4	
	15" and 19" ride heights	S-22631/2	4	
	15.5" ride height	S-22632/2	4	
	16", 16.5" and 17" ride heights	S-22619/2	4	
	WITH CAST AIR SPRING PEDESTAL - When model includes a cast, bolt-on pedestal under the air spring. (Illustration 1 and 2)			
	14"-18" ride heights	S-22619/2	4	
	19" ride height	S-22630/2	4	
18	AIR SPRING SPACER			
	WITH 2" WELD-ON AIR SPRING PEDESTAL - When model includes a 2" weld-on pedestal under the air spring. (Illustration 3)			
	14" and 16.5" ride heights	B-22510-4	4	3/4" thick spacer
	15.5" ride height	B-22510-2	4	
	16.5" and 18" ride heights	B-22510-4	4	Requires both the 3/4" and 1-7/8" spacer
	15" and 18" ride heights	B-22510-2	4	1-7/8" thick spacer
	17" ride height	B-22510-1	4	1-1/8" thick spacer
	19" ride height	B-22510-3	4	3-1/8" thick spacer
	WITH CAST AIR SPRING PEDESTAL - When model includes a cast, bolt-on pedestal under the air spring. (Illustration 1 and 2)			
	19" ride height	B-22510-1	4	1-1/8" thick spacer
19	AIR SPRING MOUNTING PLATE	S-27042	4	15.5" ride height only

1. The 3-bolt pedestal (Illustration 1) replaces the 2-bolt pedestal (Illustration 2). Drilling instructions are provided by Hendrickson.

Note: Identification can be found on the roadside slider box rail above the front frame bracket there will also be a blank VANTRAAX tag on the inside of the curbside beam.

SUSPENSION ASSEMBLIES

Frame Bracket Assembly

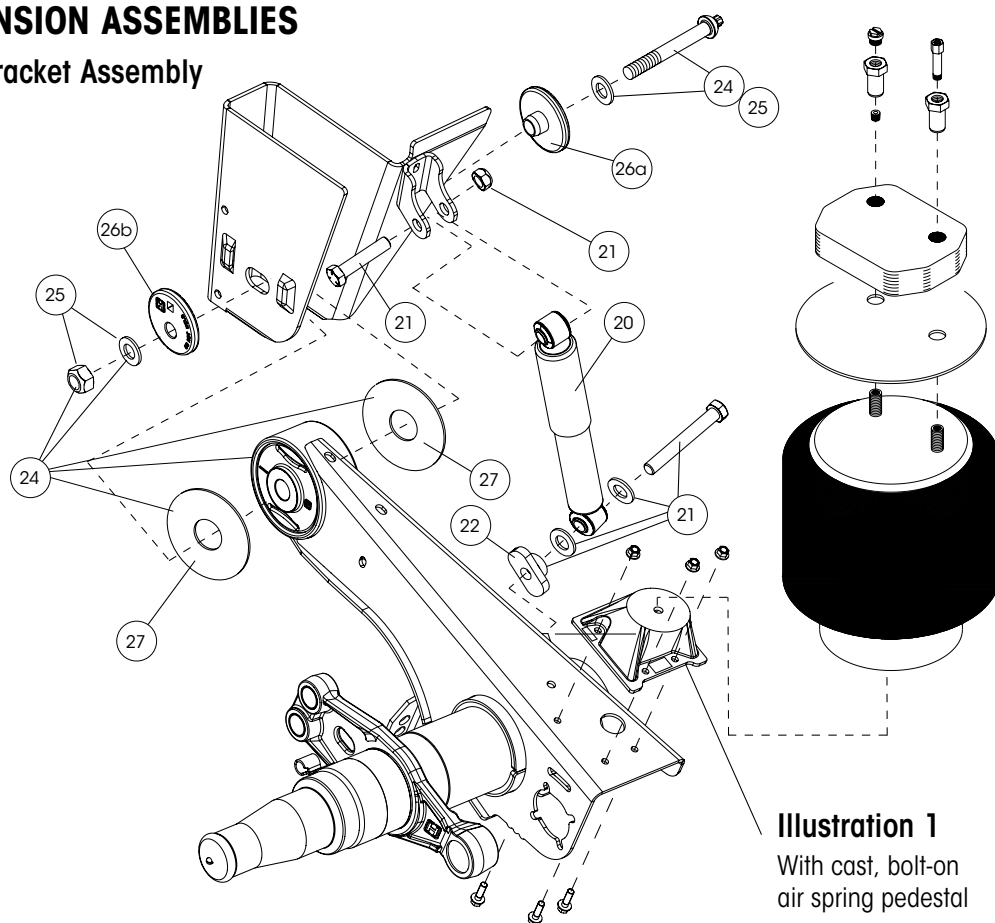
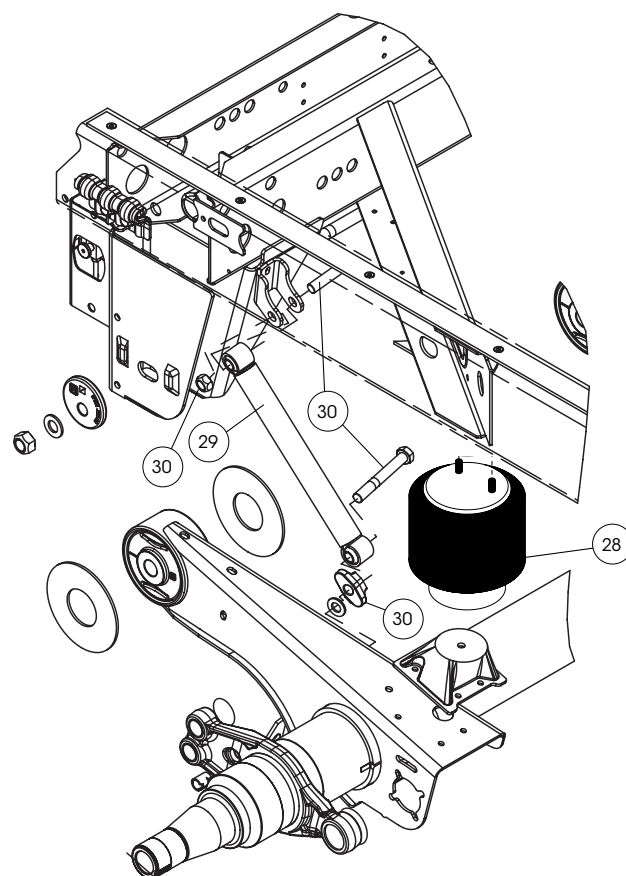


Illustration 1
With cast, bolt-on
air spring pedestal

ZMD® Technology



**SUSPENSION ASSEMBLIES**

ITEM	DESCRIPTION	PART NO.	SYSTEM QTY.	NOTE
20	SHOCK ABSORBER	S-24088	4	
21	SHOCK BOLT KIT	S-24049/2	4	Includes shear bolt, spacer, washers, hex bolt and hex nut
22	SHOCK SPACER	S-27196	4	
23	SHOCK STRAP KIT (Not shown)	C-23086-1	4	Includes (2) strap, (2) clevis and (4) ties
24	TRI-FUNCTIONAL® PIVOT BUSHING KIT ²	S-26321	2	Includes (2) bushings, (2) pivot bolt kits, (4) bushing tube spacers and lubricant pack
25	QUIK-ALIGN® PIVOT BOLT KIT	S-24705	4	Contains 7" bolt, nut and hardened washers
26	QUIK-ALIGN ALIGNMENT COLLARS			
	26a Concentric (inner)	S-20924	4	Pivot bolt hole is centered
	26b Eccentric (outer)	S-20925	4	Pivot bolt hole is offset from center
27	BUSHING TUBE SPACER	S-26807	8	Inner metal outer diameter dimension of TRI-FUNCTIONAL Bushing is 2.6"; Inner hole dimension of BTS 2.95"

ZMD® ZERO MAINTENANCE DAMPING® COMPONENTS

ITEM	DESCRIPTION	PART NO.	SYSTEM QTY.	NOTE
28	ZMD® AIR SPRING			
	Units built before August 2020	S-33161	4	Steel piston
	Units built after August 2020	S-34733	4	Composite piston
29	ZMD DOWNSTOP	S-33669	4	
30	ZMD DOWNSTOP BOLT KIT	S-24049/2	4	Includes shear bolts, spacers, washers, hex bolt and hex nut
31	ZMD RETROFIT KIT (Not shown)			Contact Hendrickson for assistance

2. Bushing tool S-24736 is required to correctly rebush the suspension

Note: Identification can be found on the roadside slider box rail above the front frame bracket there will also be a blank VANTRAAX tag on the inside of the curbside beam



OTHER PARTS LISTS

More information can be found in the following documents

Lit. Number	Description
L1055	SURELOK® Parts List
L1102	Slider Accessories and Axle Components Parts List
L949	Wheel-ends and Brakes Parts List
L589	TRI-FUNCTIONAL® Bushing Replacement Tool
L1104	Brake Kits and Components Parts List

Actual product performance may vary depending upon vehicle configuration, operation, service and other factors.

*All applications must comply with applicable Hendrickson specifications and must be approved by the respective vehicle manufacturer with the vehicle in its original, as-built configuration.
Contact Hendrickson for additional details regarding specifications, applications, capacities, and operation, service and maintenance instructions.*

Call Hendrickson at 330.489.0045 or 866.RIDEAIR (743.3247) for additional information.



www.hendrickson-intl.com

L649 Rev J 02-22

© 1998 - 2022 Hendrickson USA, L.L.C. All Rights Reserved. All trademarks shown are owned by Hendrickson USA, L.L.C., or one of its affiliates, in one or more countries.
Information contained in this literature was accurate at the time of publication. Product changes may have been made after the copyright date that are not reflected.

TRAILER COMMERCIAL VEHICLE SYSTEMS

2070 Industrial Place SE
Canton, OH 44707-2641 USA
866.RIDEAIR (743.3247)
330.489.0045 • Fax 800.696.4416

Hendrickson Canada ULC

2825 Argentia Road, Unit #2 - 4
Mississauga, ON Canada L5N 8G6
800.668.5360
905.789.1030 • Fax 905.802.9423

Hendrickson Mexicana

Circuito El Marqués Sur #29
Parque Industrial El Marqués
Pob. El Colorado, Municipio El Marqués,
Querétaro, México C.P. 76246
+52 (442) 296.3600 • Fax +52 (442) 296.3601