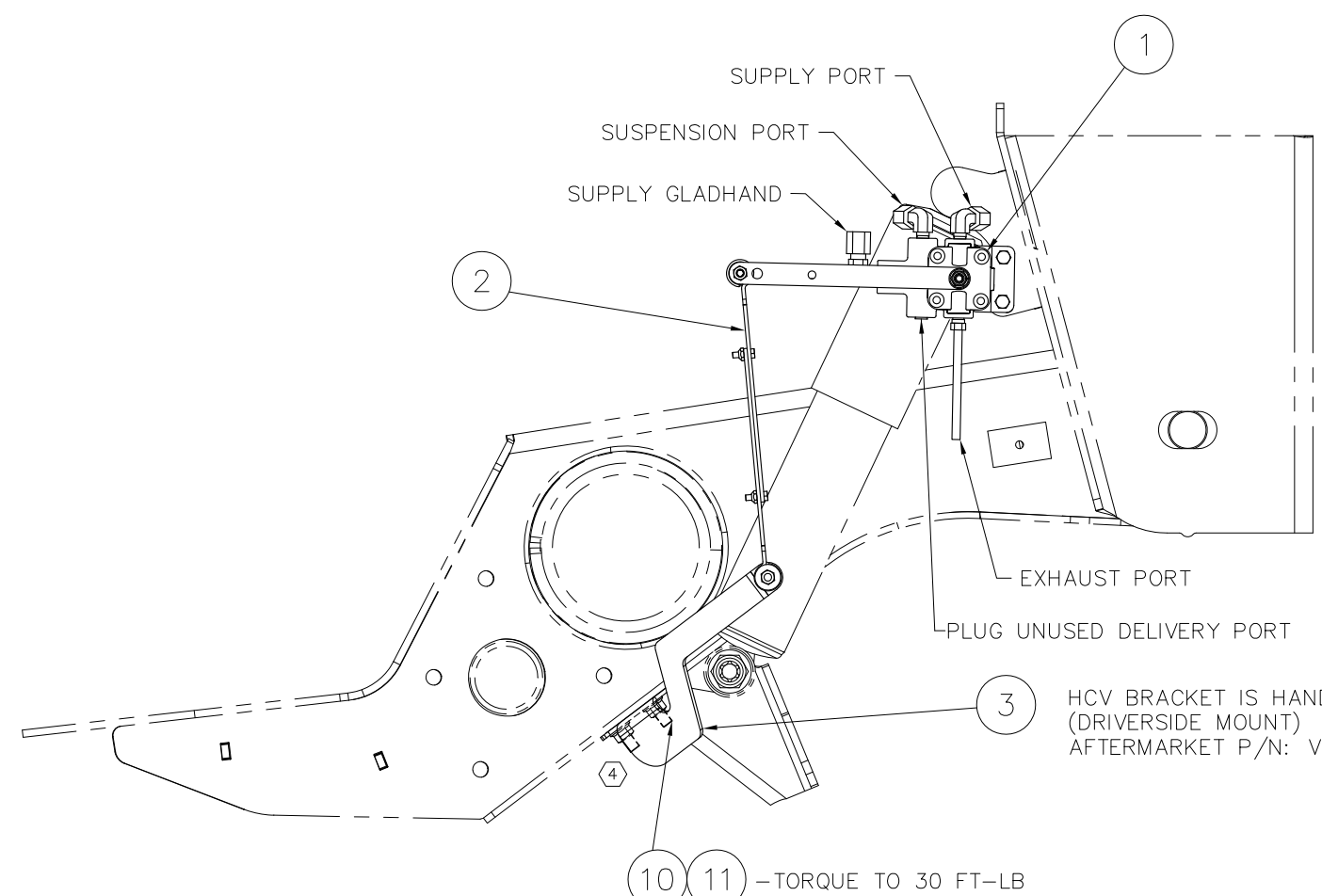


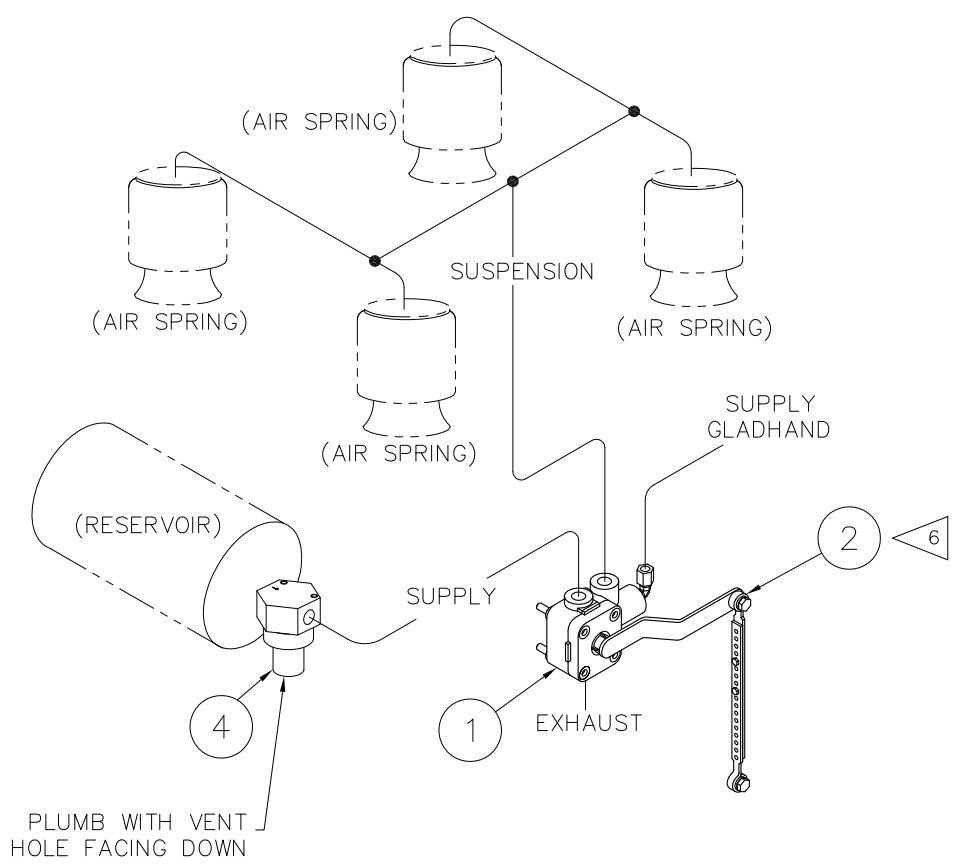
This Print remains the property of Hendrickson. All information contained thereon is confidential. It is loaned, subject to return on demand and on express condition that it is not to be copied or used directly or indirectly for any purpose other than the purpose for which it has been loaned to you.

HCV WITH DUMP			AKHD0306-3	AKHD0306F-3
ITEM	PART NO.	DESCRIPTION	QTY.	QTY.
1	A-29391	HCV W/DUMP	1	1
2	A-14187	LINK ASSEMBLY - BOLTED	1	1
④ 3	B-37016-1	HCV BRACKET	1	1
4	A-1128	PRESSURE PROTECTION VALVE	1	1
*5	DWG AKHD0306	HIGH FLOW HCV KIT FOR INTRAAX® UNDERSLUNG	1	1
*6	L-668	INSTALLATION INSTRUCTIONS	1	1
*7	L-373	CAUTION STICKER	1	1
*8	A-34960	HCV SUB-KIT (#9)	1	1
*9	A-29874	HCV SUB-KIT (#5)	1	-
10	SA-1100-10	3/8-16 X 1.25 LG HEX CAP SCREW	2	2
11	SA-7000-3	3/8-16 PREV-TORQ HEX FLG NUT	2	2
* NOT SHOWN			④ WEIGHT (LB):	3.17 2.84



HCV BRACKET IS HANDED (DRIVERSIDE MOUNT) AFTERMARKET P/N: VS-37016-1 ④

⑩ ⑪ -TORQUE TO 30 FT-LB



PLUMB WITH VENT HOLE FACING DOWN

**NOTES:**

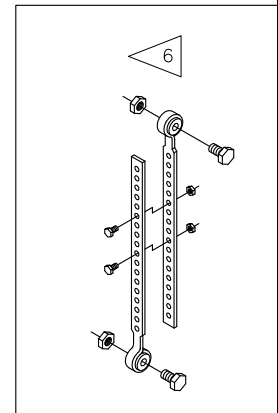
- DO NOT ADD LUBRICATION TO AIR SYSTEM.
- ALL CONNECTIONS MUST BE LEAK PROOF.
- AVOID BENDS IN AIR LINES.
- AIR LINE FITTINGS AND LINES TO BE FURNISHED BY INSTALLER. 3/8" O.D. POLYIMIDE TUBING RECOMMENDED.
- APPLICATION - ALL TRAILERS USING INTRAAX® AAL, NOT COMPATIBLE WITH AAEDL, AND AAEDT SUSPENSION MODELS
- ① TRIM & BOLT LINKS AS REQ'D TO HOLD HEIGHT CONTROL VALVE IN NEUTRAL POSITION WHEN SUSPENSION IS AT RIDE HEIGHT.
- AIR UP SUSPENSION UNTIL AXLE IS SET AT PROPER RIDE HEIGHT. INSERT LOCATING PIN IN HCV CONTROL ARM TO HOLD ARM IN NEUTRAL POSITION. INSTALL ONE END OF THE LINK TO THE HEIGHT CONTROL VALVE. INSTALL THE OTHER LINK END IN MOUNTING BRACKET. INSTALL LINK FASTENERS AND TIGHTEN NUTS. DO NOT OVER-TIGHTEN LINK FASTENERS, LINK SHOULD ROTATE FREELY.

**OPERATION:**

- VALVE ARM HORIZONTAL  
FRAME IS AT PRESET HEIGHT  
NO AIR FLOW OCCURRING.
- VALVE ARM DOWN  
FRAME IS HIGH, AIR SPRINGS ARE EXHAUSTED UNTIL ARM IS HORIZONTAL.
- VALVE ARM UP  
FRAME IS LOW, AIR SPRINGS ARE INFLATED UNTIL ARM IS HORIZONTAL.

**FUNCTION:**

AUTOMATIC HEIGHT CONTROL.  
AUTOMATIC SUSPENSION DUMP.



<p>TRAILER COMMERCIAL VEHICLE SYSTEMS 2070 INDUSTRIAL PLACE S.E., CANTON, OH 44707-2600 U.S.A.</p>	<p>UNLESS OTHERWISE NOTED: TOLERANCES ARE: .X: ± .1, .XX: ± .06, .XXX: ± .030, ANGULAR: ± 0.5°</p>	<p>DIMENSIONS ARE: INCHES</p>	<p>4 25101 CCV 03-02-16 3 24284 DPB 6/1/15 1a 23104 NWD 6/30/14 1 21891 ALG 02/06/13</p>	<p>REV. ECN NO. BY DATE</p>	<p>DRAWN BY: DJF CHK'D BY: C. ANDERSON APP'D BY: B. BREWER</p>	<p>DATE: 12/13/12</p>	<p>THIS DRAWING IS THE CONFIDENTIAL PROPERTY OF HENDRICKSON</p>	<p>SCALE: .25=1.00 (SIZE) PAGE: 1 OF 1 DRAWING No. AKHD0306</p>
	<p>HCV W/ DUMP KIT FOR AAL LDA</p>							