

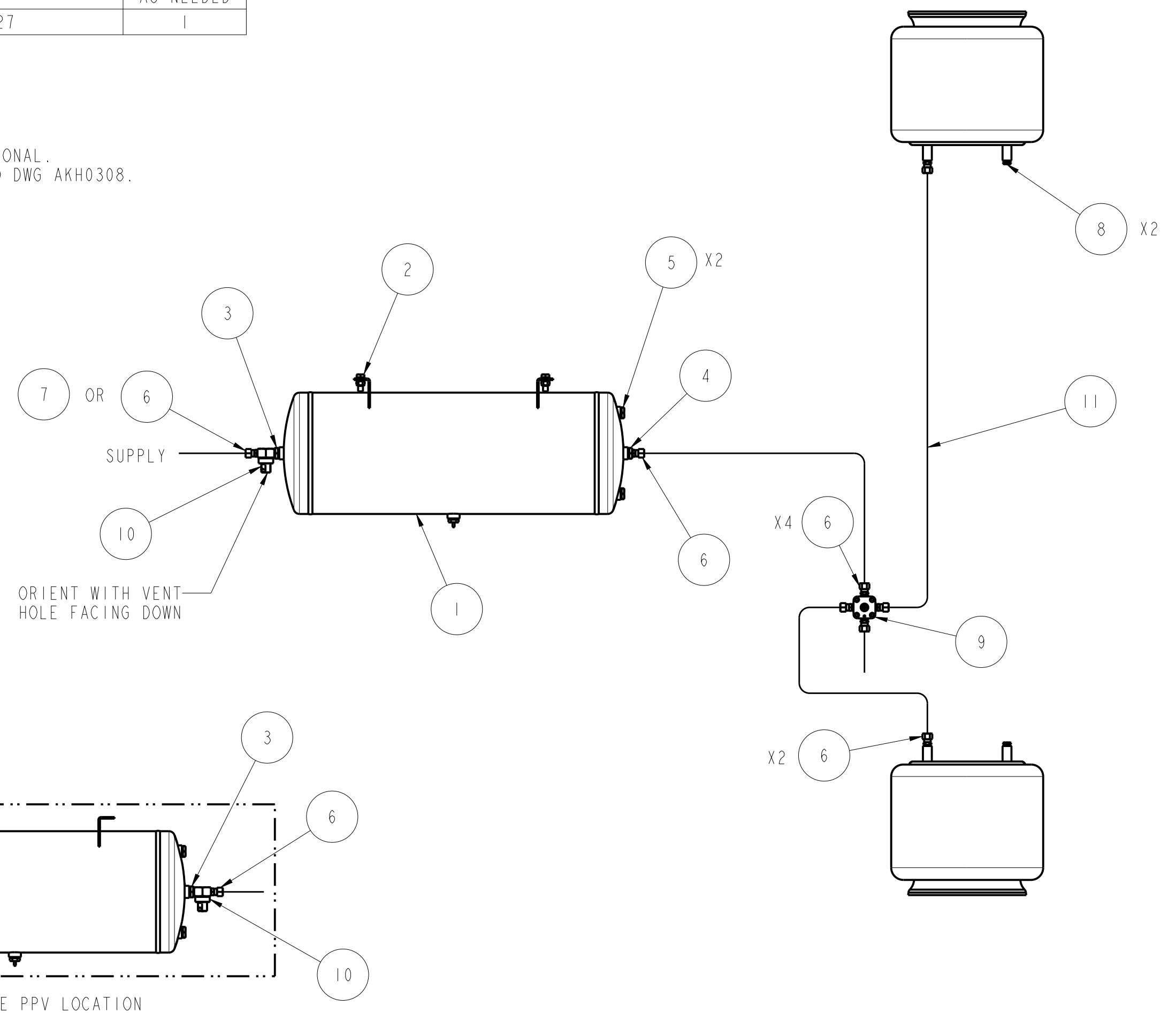
BILL OF MATERIALS

SUPPLY LINE SIZE

ITEM	DESCRIPTION	M10 QTY.	M12 QTY.
1	AIR TANK		1
2	AIR TANK BOLT KIT		1
3	M22 X 1.5 (M) TO M12 X 1.5 (M) ADAPTER FITTING		1
4	M22 X 1.5 (M) TO M12 X 1.5 (F) REDUCER BUSHING		1
5	M22 X 1.5 HEX HEAD PLUG		2
6	M12 X 1.5 THREAD TO M10 TUBE FITTING	8	7
7	M12 X 1.5 THREAD TO M12 TUBE FITTING	-	1
8	M12 X 1.5 HEXAGON SOCKET PIPE, METRIC		2
9	HCV (METRIC PORTS)		1
10	PPV (METRIC PORTS)		1
11	M10 X 1.25 AIR BRAKE TUBING	AS NEEDED	
*12	AIR INSTALLATION SCHEMATIC, DWG E34227		1

This print remains the property of Hendrickson. All information contained thereon is confidential. It is loaned, subject to return on demand, and on the express condition that it is not to be copied or used directly or indirectly for any purpose other than the purpose for which it has been loaned to you.

NOTES:  
 1. SCHEMATIC FOR REFERENCE ONLY. AIR TANK AND AIR TANK BOLT KIT ARE OPTIONAL.  
 2. FOR HCV INSTALLATION (ITEM 9), REFER TO DWG AKH0308.



SINGLE AXLE

<p><b>HENDRICKSON</b>                  TRAILER COMMERCIAL VEHICLE SYSTEMS                  2070 INDUSTRIAL PLACE S.E. CANTON, OH 44707-2600 U.S.A.</p>	UNLESS OTHERWISE NOTED: TOLERANCES ARE: X: ± 2.5 .X: ± 1.5 .XX: ± .75 ANGULAR: ± 0.5°		DIMENSIONS ARE: MM / INCHES		DRAWN BY: A. BRUGGER	DATE: 12-Feb-15	SCALE: 1:10	PAGE: 1 OF 4
	DIMENSIONS ADHERE TO ANSI Y14.5M-1982		CHECKED BY: A. NGUYEN	APPROVED BY: M. OYSTER	THIS DRAWING IS THE CONFIDENTIAL PROPERTY OF HENDRICKSON		AIR INSTALLATION SCHEMATIC	

BILL OF MATERIALS

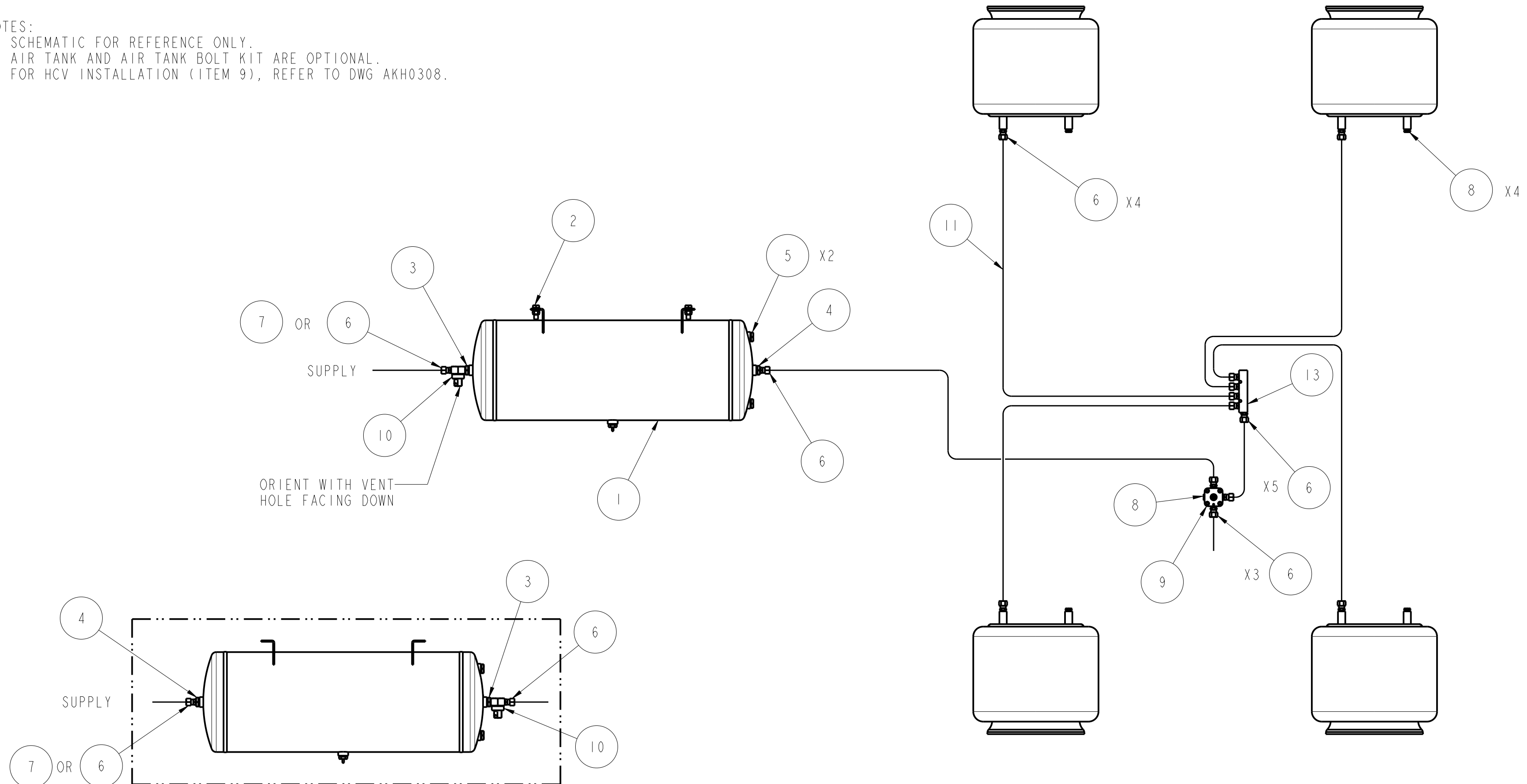
SUPPLY LINE SIZE

ITEM	DESCRIPTION	M10 QTY.	M12 QTY.
1	AIR TANK		1
2	AIR TANK BOLT KIT		1
3	M22 X 1.5 (M) TO M12 X 1.5 (M) ADAPTER FITTING		1
4	M22 X 1.5 (M) TO M12 X 1.5 (F) REDUCER BUSHING		1
5	M22 X 1.5 HEX HEAD PLUG		2
6	M12 X 1.5 THREAD TO M10 TUBE FITTING	14	13
7	M12 X 1.5 THREAD TO M12 TUBE FITTING	-	1
8	M12 X 1.5 HEXAGON SOCKET PIPE, METRIC		5
9	HCV (METRIC PORTS)		1
10	PPV (METRIC PORTS)		1
11	M10 X 1.25 AIR BRAKE TUBING	AS NEEDED	
*12	AIR INSTALLATION SCHEMATIC, DWG E34227		1
13	METRIC MANIFOLD		1

This print remains the property of Hendrickson. All information contained hereon is confidential. It is loaned, subject to return on demand, and on the express condition that it is not to be copied or used directly or indirectly for any purpose other than the purpose for which it has been loaned to you.

Ⓢ NOT SHOWN

NOTES:  
 1. SCHEMATIC FOR REFERENCE ONLY.  
 AIR TANK AND AIR TANK BOLT KIT ARE OPTIONAL.  
 2. FOR HCV INSTALLATION (ITEM 9), REFER TO DWG AKH0308.



ALTERNATIVE PPV LOCATION

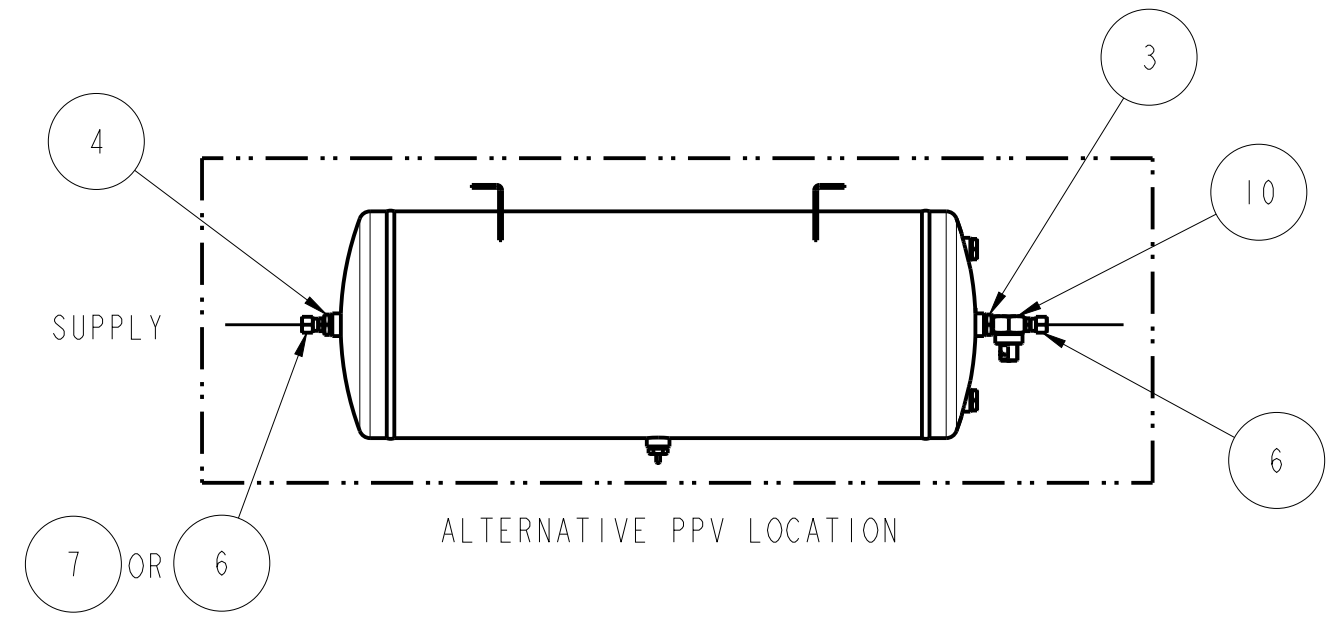
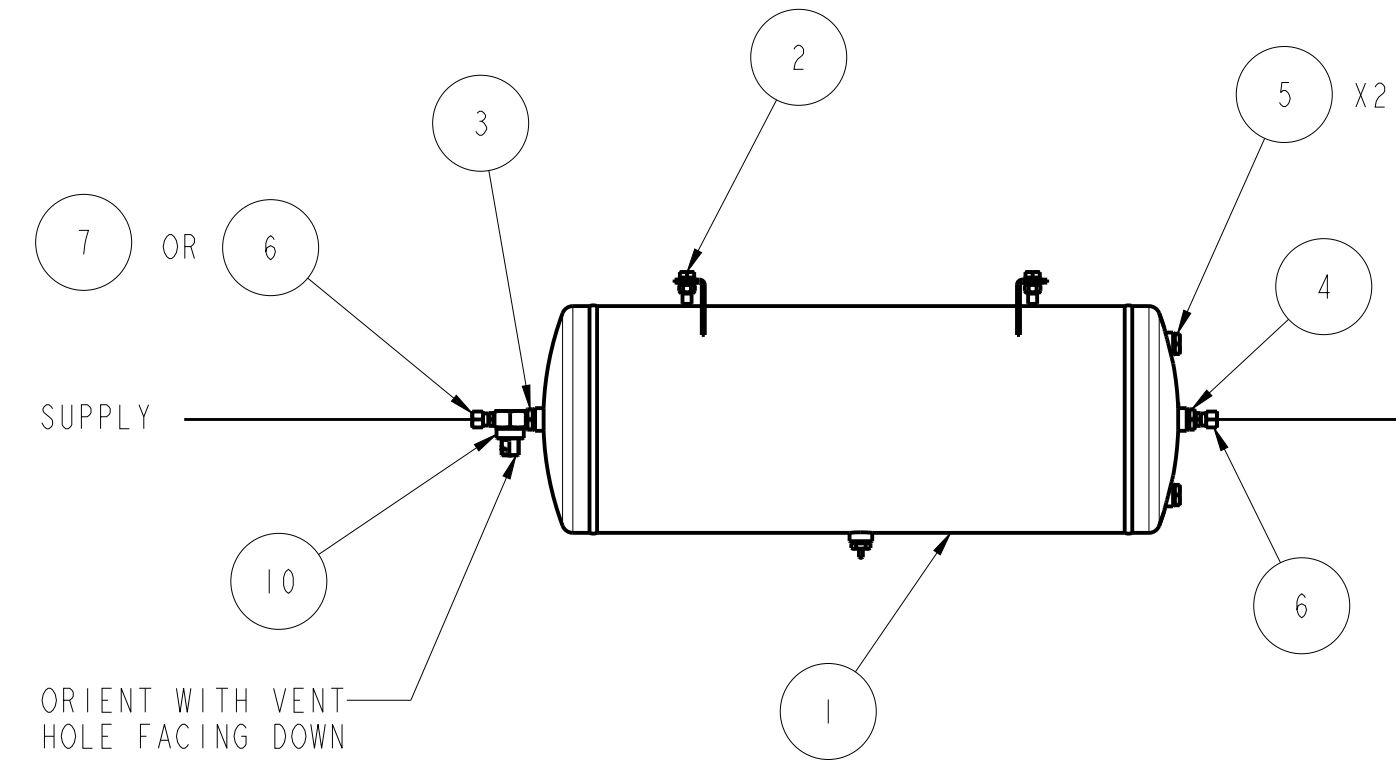
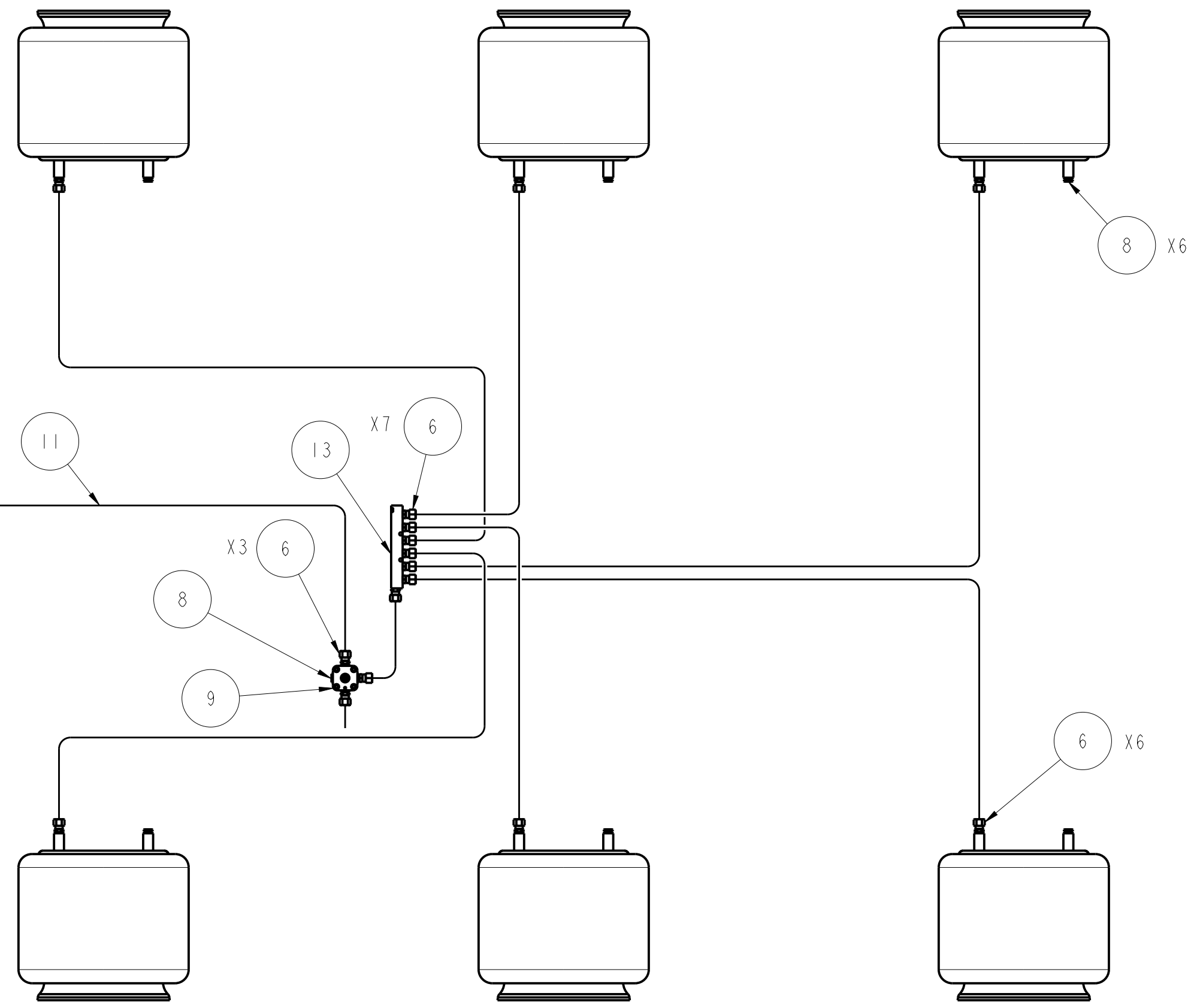
TANDEM AXLES

This print remains the property of Hendrickson. All information contained thereon is confidential. It is loaned, subject to return on demand, and on the express condition that it is not to be copied or used directly or indirectly for any purpose other than the purpose for which it has been loaned to you.

BILL OF MATERIALS			
SUPPLY LINE SIZE		M10	M12
ITEM	DESCRIPTION	QTY.	QTY.
1	AIR TANK		1
2	AIR TANK BOLT KIT		1
3	M22 X 1.5 (M) TO M12 X 1.5 (M) ADAPTER FITTING		1
4	M22 X 1.5 (M) TO M12 X 1.5 (F) REDUCER BUSHING		1
5	M22 X 1.5 HEX HEAD PLUG		2
6	M12 X 1.5 THREAD TO M10 TUBE FITTING	18	17
7	M12 X 1.5 THREAD TO M12 TUBE FITTING	-	1
8	M12 X 1.5 HEXAGON SOCKET PIPE, METRIC		7
9	HCV (METRIC PORTS)		1
10	PPV (METRIC PORTS)		1
11	M10 X 1.25 AIR BRAKE TUBING		AS NEEDED
*12	AIR INSTALLATION SCHEMATIC, DWG E34227		1
13	METRIC MANIFOLD, TRIDEM		1

Ⓢ  
\* NOT SHOWN

NOTES:  
1. SCHEMATIC FOR REFERENCE ONLY.  
AIR TANK AND AIR TANK BOLT KIT ARE OPTIONAL.  
2. FOR HCV INSTALLATION (ITEM 9), REFER TO DWG AKH0308.



TRIDEM AXLES

<p><b>HENDRICKSON</b> TRAILER COMMERCIAL VEHICLE SYSTEMS 2070 INDUSTRIAL PLACE S.E. CANTON, OH 44707-2600 U.S.A.</p>	<p>UNLESS OTHERWISE NOTED:</p> <p>TOLERANCES ARE: X: ± 2.5 .X: ± 1.5 .XX: ± .75 ANGULAR: ± 0.5°</p>	<p>DIMENSIONS ARE: MM / INCHES</p> <p>3RD ANGLE PROJECTION</p>	<p>REV. ECN NO. BY DATE</p>	<p>DRAWN BY: A. BRUGGER</p> <p>CHECKED BY: A. NGUYEN</p> <p>APPROVED BY: M. OYSTER</p>	<p>DATE: 30-JAN-15</p>	<p>THIS DRAWING IS THE CONFIDENTIAL PROPERTY OF HENDRICKSON</p>	<p>SCALE: 1:10</p>	<p>PAGE: 3 OF 4</p>
	<p>AIR INSTALLATION SCHEMATIC</p>						<p>C</p>	<p>DRAWING NUMBER E34227</p>

BILL OF MATERIALS

SUPPLY LINE SIZE

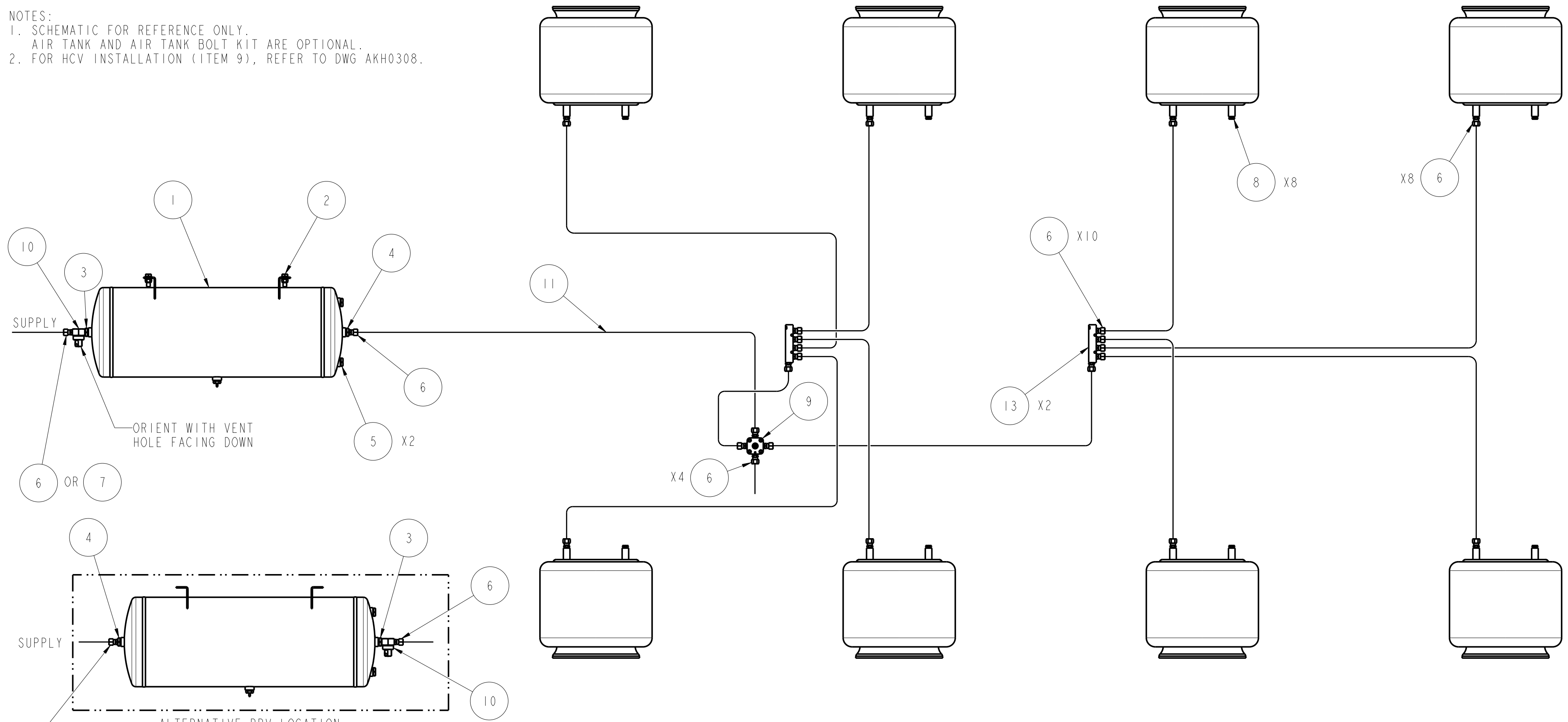
ITEM	DESCRIPTION	M10 QTY.	M12 QTY.
1	AIR TANK		1
2	AIR TANK BOLT KIT		1
3	M22 X 1.5 (M) TO M12 X 1.5 (M) ADAPTER FITTING		1
4	M22 X 1.5 (M) TO M12 X 1.5 (F) REDUCER BUSHING		1
5	M22 X 1.5 HEX HEAD PLUG		2
6	M12 X 1.5 THREAD TO M10 TUBE FITTING	24	23
7	M12 X 1.5 THREAD TO M12 TUBE FITTING	-	1
8	M12 X 1.5 HEXAGON SOCKET PIPE, METRIC		8
9	HCV (METRIC PORTS)		1
10	PPV (METRIC PORTS)		1
11	M10 X 1.25 AIR BRAKE TUBING	AS NEEDED	
*12	AIR INSTALLATION SCHEMATIC, DWG E34227		1
13	METRIC MANIFOLD		2

This print remains the property of Hendrickson. All information contained hereon is confidential. It is loaned, subject to return on demand, and on the express condition that it is not to be copied or used directly or indirectly for any purpose other than the purpose for which it has been loaned to you.

\* NOT SHOWN

NOTES:

- SCHEMATIC FOR REFERENCE ONLY. AIR TANK AND AIR TANK BOLT KIT ARE OPTIONAL.
- FOR HCV INSTALLATION (ITEM 9), REFER TO DWG AKH0308.



QUAD AXLES



UNLESS OTHERWISE NOTED:		DRAWN BY:		DATE:	
TOLERANCES ARE:		A. BRUGGER		30-JAN-15	
X: ± 2.5	DIMENSIONS ARE:	CHECKED BY:		THIS DRAWING IS THE CONFIDENTIAL PROPERTY OF HENDRICKSON	
.X: ± 1.5	MM / INCHES	A. NGUYEN			
.XX: ± .75		APPROVED BY:			
ANGULAR: ± 0.5°	3RD ANGLE PROJECTION	M. OYSTER			
REV. 0	ECN NO. 23900	BY	AJB	DATE	01-30-15

AIR INSTALLATION SCHEMATIC

SCALE:	PAGE:
1:10	4 OF 4
SIZE:	DRAWING NUMBER
C	E34227